

Show and Tell



Activity Book 1



Gabby Pritchard
Margaret Whitfield

OXFORD
UNIVERSITY PRESS

Scope and Sequence

UNIT & BIG QUESTION	VOCABULARY	STRUCTURES	LETTERS & PHONICS	VALUES	NUMBERS	CLIL	SHOW AND TELL PROJECT
Hello Do you want to play?	May, Sam, Bird, teacher, boy, girl, welcome, hello, goodbye, Benny, Prickly, Fifi, blue, red, yellow, ball	What's your name? I'm (May). Yes./No.	An introduction to letters and their names	Greetings: Hello. How are you? Hi. I'm fine. Thank you.			
Unit 1 Who's in your family?	brother, sister, mom, dad, hat, mittens, coat, shoes, friend, baby, bear	Who's he/she? He's/She's my (dad). Put on your (coat). This is a (bear). It's a (baby).	a, b, c apple, bus, cat	Helping friends: Please help me find my hat. Here it is. Thank you.	1, 2	Social Science: Family and friends	Making a picture frame
Unit 2 What's this?	book, bag, pencil, crayon, doll, ball, boat, teddy bear, bees, doors, old, new	What's this? It's a (crayon). Find the (boat). It's old/new. This is my (cat).	d, e, f dog, elephant, fish	Sharing: Let's play with (the teddy bears). Good idea!	3, 4	Social Science: Old and new toys	Making a Show and Tell box
Unit 3 How many eyes?	eyes, ears, nose, mouth, head, tummy, hands, feet, arms, legs, dives, hard, soft, feather, stone	How many (eyes)? I have 2 (eyes). I have 1 (nose). It's (hard/soft). Clap your hands.	g, h, i goat, hat, insect	Washing hands: We need to wash our hands. Okay. Pass the soap, please.	5	Science: Exploring the sense of touch	Making a Feely Picture
Revision Story 1: The Dingle Dangle Scarecrow	scarecrow, cloud, fingers, toes, moon			Being active			
Unit 4 What do you ride?	car, bus, bike, train, green, pink, purple, plane, balloon, wheels, fast, slow, big, small, the winner, picture	Do you have a (bus)? Yes./No. What color is it? It's (green). Let's try a (plane) and a (train). The (train) is the winner.	j, k, l juice, kite, leg	Thinking of others: Shh. Sit down and be quiet, please. Oops! Sorry.	1, 2, 3, 4, 5	Science: Wheels experiment – size versus speed	Making a wheel picture

UNIT & BIG QUESTION	VOCABULARY	STRUCTURES	LETTERS & PHONICS	VALUES	NUMBERS	CLIL	SHOW AND TELL PROJECT
Unit 5 What can you find outside?	hill, flower, tree, lake, slide, swing, seed, pot, water, flower, sticks, in, on	I see a (lake). I'm big/small. Is it big/small? Yes./No. It's (small/pink). It's in/on (the pot/table).	m, n, o moon, nest, octopus	Playing safely: Look out! Here I come! Okay.	6, 7	<i>Science and Nature:</i> How seeds grow	Making a flower
Unit 6 What's in the toy box?	table, chair, computer, toy box, square, circle, triangle, star, plates, limes, color, pattern, cut, scissors, stick, glue, shapes, mat	Where's the (computer)? It's on/in the (table/toy box). Look at my (toy box)!	p, q, r pencil, quilt, rabbit	Helping to clean up: Let's help clean up. Okay. Let's clean the (table). Let's put away the (toys).	8, 9	<i>Math, Art:</i> Identifying patterns	Making a shape mat for snack time
Revision Story 2: Incy Wincy Spider	up, down, spider, rain, sun			Being aware of the weather			
Unit 7 What pets do you like?	cat, bird, rabbit, turtle, mouse, pet, cute, feed, brush, love, toy, play with, pen, favorite	I like (birds). 1 rabbit. 2 cats. My favorite pet is a (cat). I (feed) my (pet).	s, t, u sun, table, umbrella	Being kind to animals: Be gentle with (the cat). Okay.	10	<i>Social Science:</i> Caring for pets	Making a sock puppet
Unit 8 What can you do?	roll a hoop, bounce a balloon, blow bubbles, stack cups, throw, hop, count, jump, fly, crawl, swim	I can/can't (blow bubbles). Can you (count)? Yes./No. (A mouse) can/can't (swim). I can/can't (jump). I can count.	v, w, x van, wheel, fox	Valuing others' achievements: Good job! Hurray for (Ava).	Numbers 1–10	<i>Science and Nature:</i> What can animals do? What can we do?	Preparing a mini fair
Unit 9 What snacks do you like?	apple, grape, strawberry, banana, snacks, pizza, cheese, pancakes, cookies, honey, carrots, tomatoes, cucumbers, sandwich, picnic	Do you like (apples)? Yes./No. I don't like (pizza). What's your favorite snack? My favorite is (cheese).	y, z yogurt, zoo CVC words bag, hop, ten, cup	Asking politely: May I have (a banana/ some grapes), please? Sure.	Numbers 1–10	<i>Social Science:</i> Healthy snacks	Preparing a picnic
Revision story 3: Let's Race!	run, race, orange, stop, wait			Being modest			



Sam



May




Anna

Do you want to play ?




1 Draw yourself.






Color with me

1 Find the balls. Trace and color.



Say it with me


1 Circle the letters.





Follow me




1 Look and draw ☺ or ☹. Color.



Who's in your family ?



1 Match and say.



1 Find and color.



1 Match and color.

1



2





Follow me



1 Look and draw ☺ or ☹. Color.





Explore with me

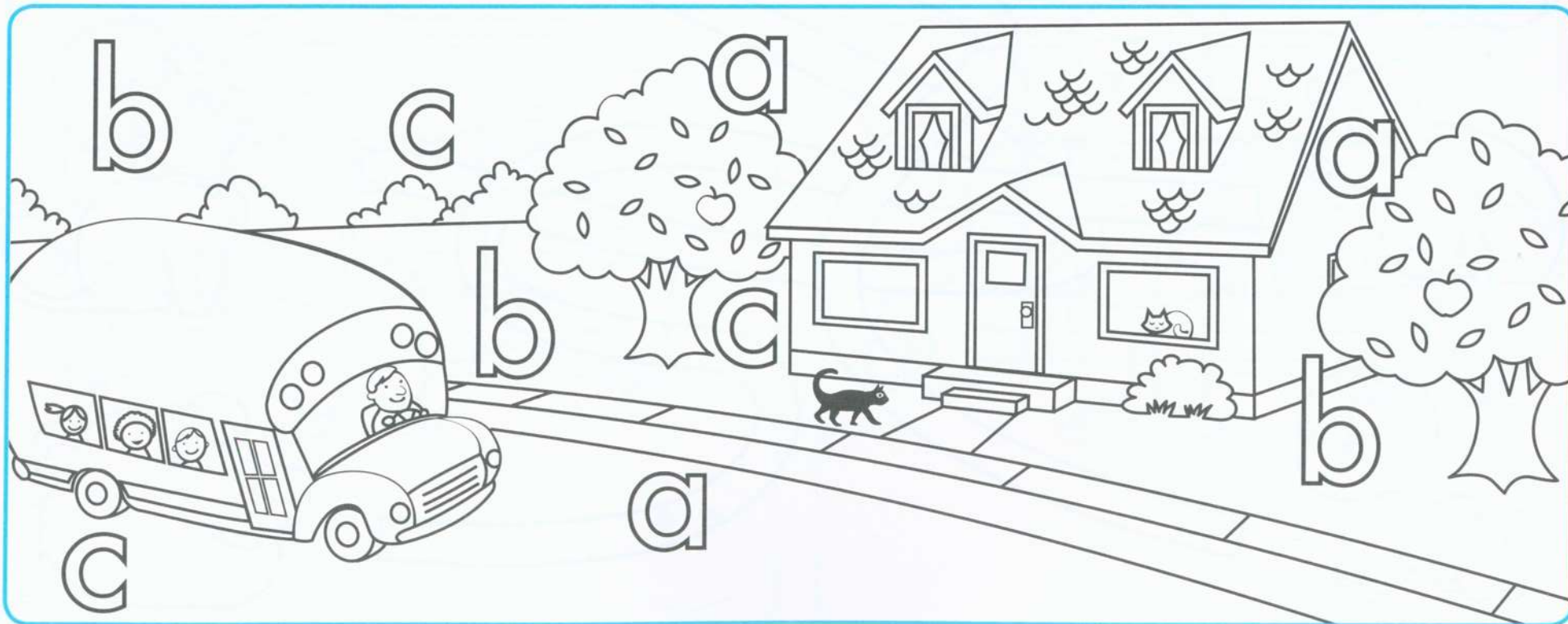

1 Match and color.



Say it with me

1 Find and circle.

a b c






Show

and

Tell



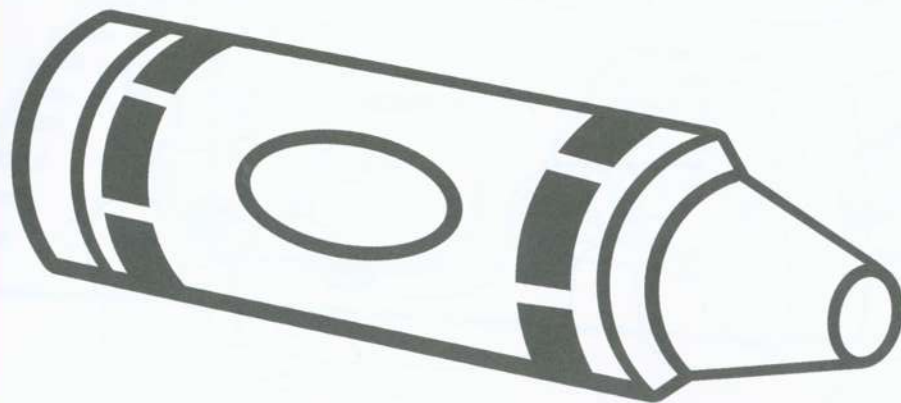


1 Paint and decorate.



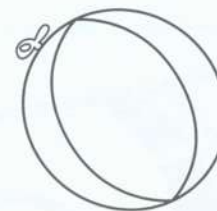

What's this ?



1 Color and say.



1 Match and say.



1 Color and count. Say.





Follow me

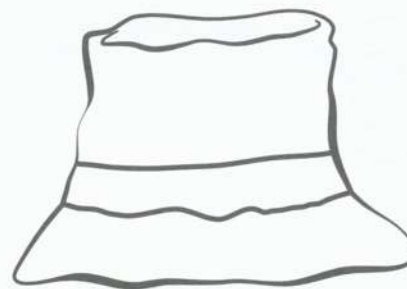
1 Look and draw ☺ or ☹. Color.





Explore with me

1 Look and color blue or yellow.






Say it with me

1 Match and say. Color.

d.

e.

f.





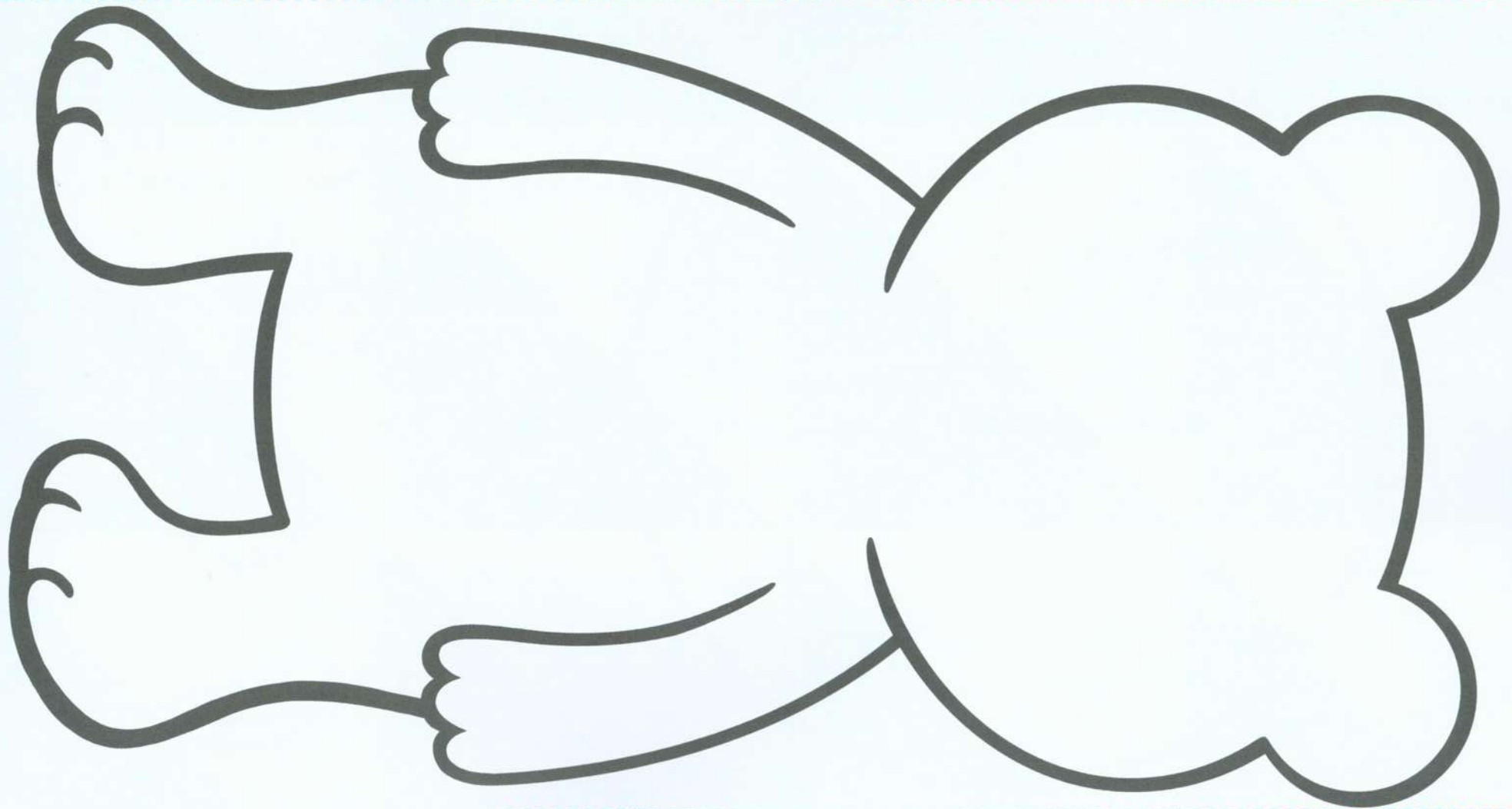
Show

and

Tell



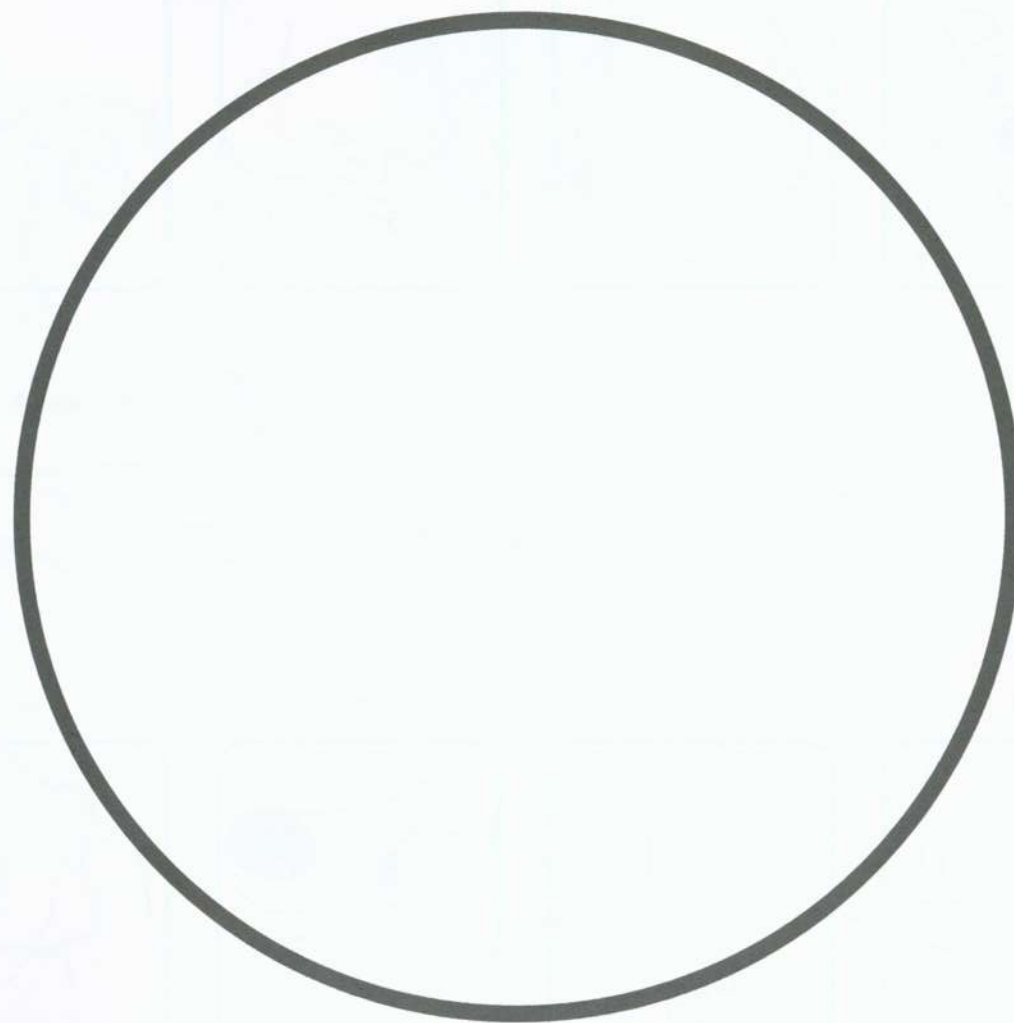

1 Color and stick.



How many eyes ?

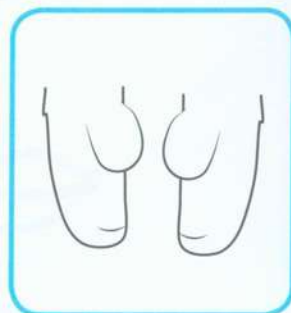
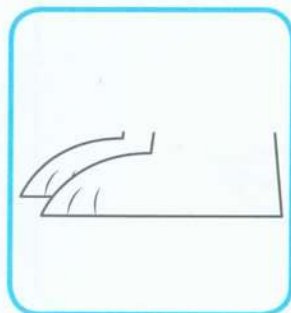
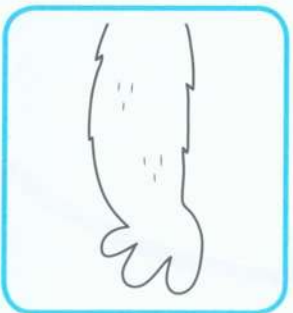



1 Look and draw. Say.




Read with me

1 Match and say.



1 Count and say. Circle the number.



1

2



3

4




4

5



Follow me



1 Look and draw ☺ or ☹. Color.






Explore with me

1 Draw 1 more.



Say it with me

1 Match and say.






Show

and

Tell

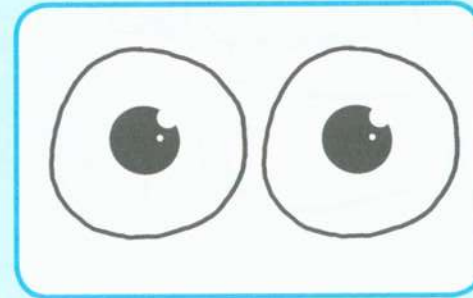
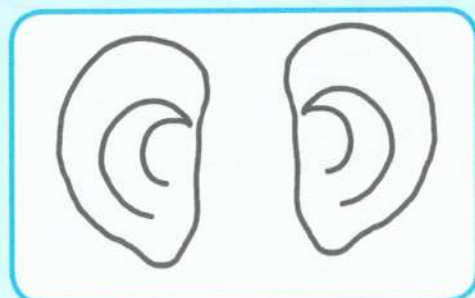
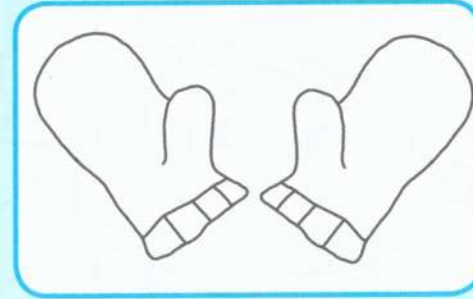
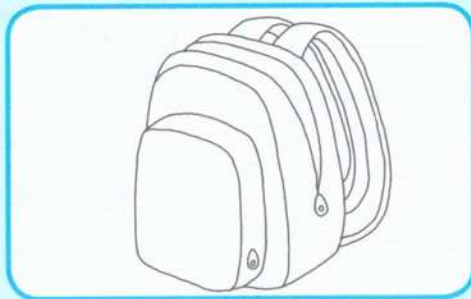



1 Draw and color.



Review 1


1 Color the odd one out.



Review 1

1 Color the things you know in blue, yellow, or red.

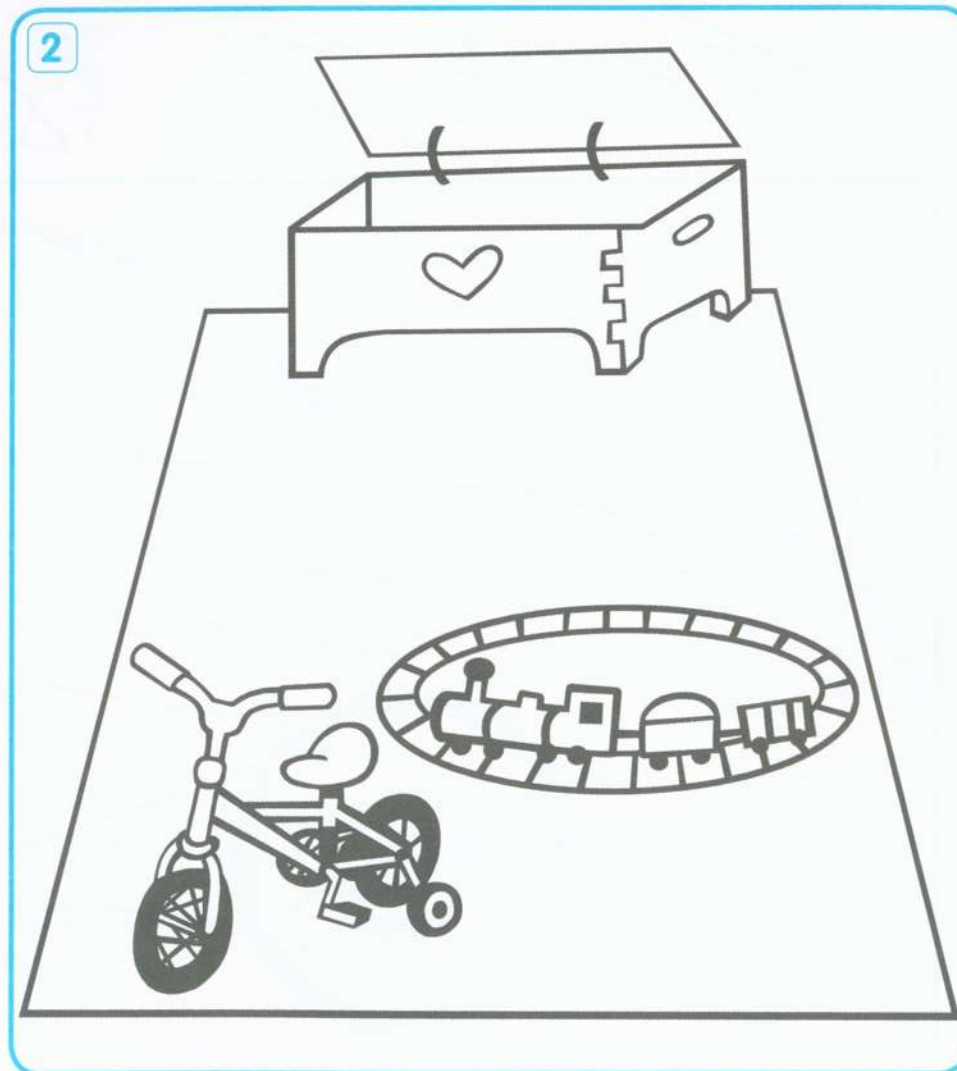
2 Color for you.



What do you ride ?

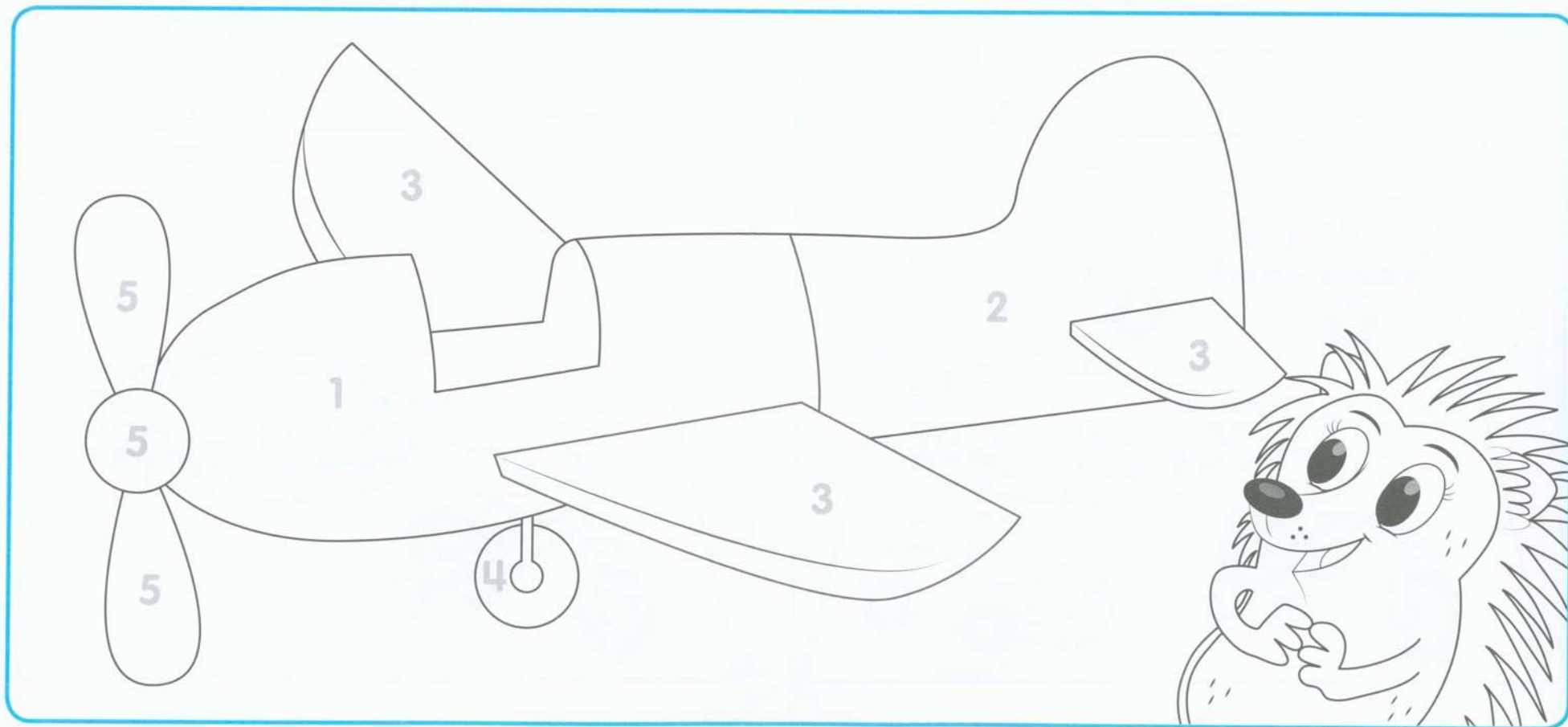


1 Circle the differences. Color.

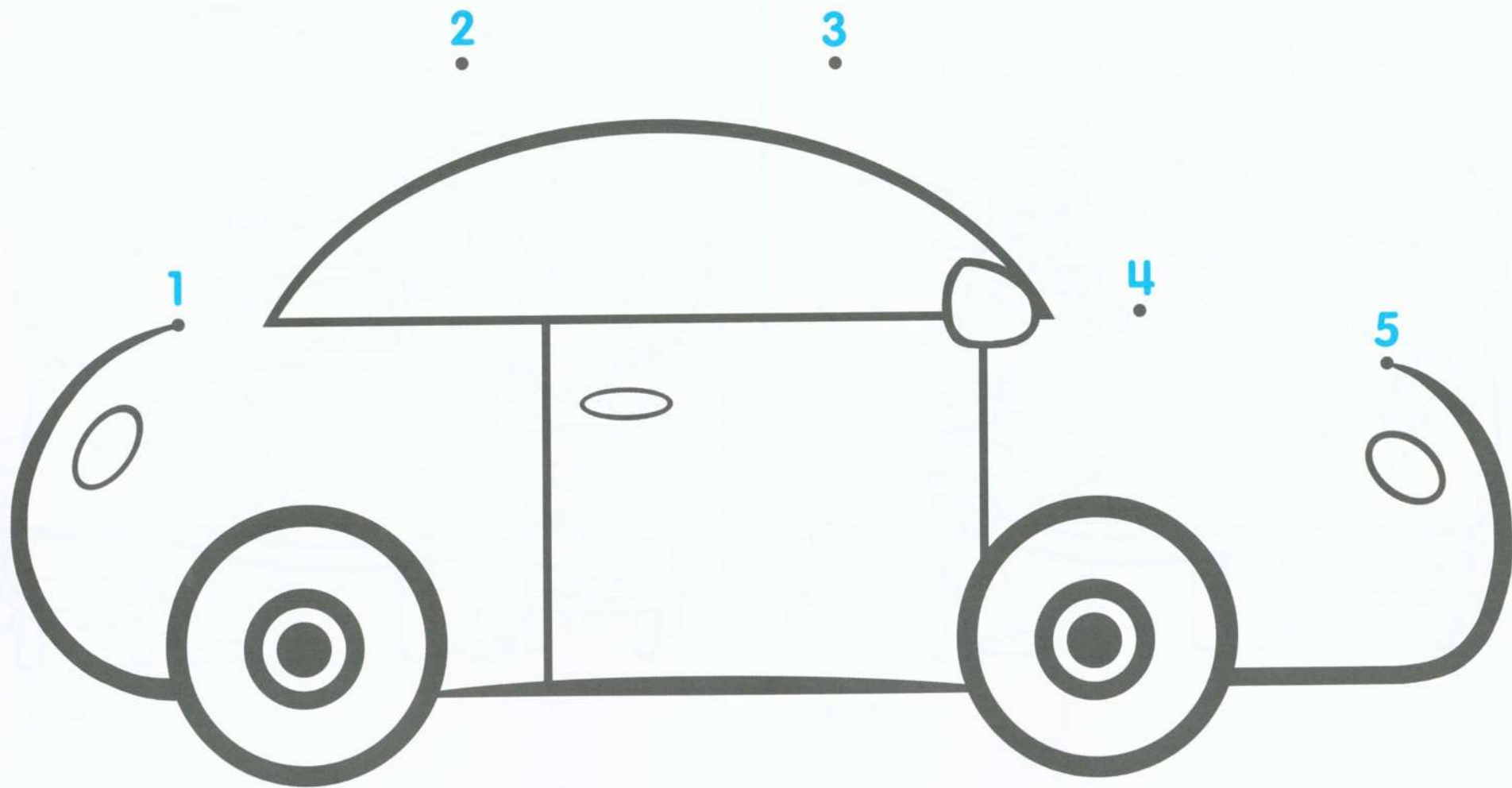


Read with me

1 Look and color. Say.



1 Join the dots. Color.





Follow me


1 Look and draw ☺ or ☹. Color.





Explore with me

1 Match.




Say it with me

1 Match and say. Color.

j •

k •

i •





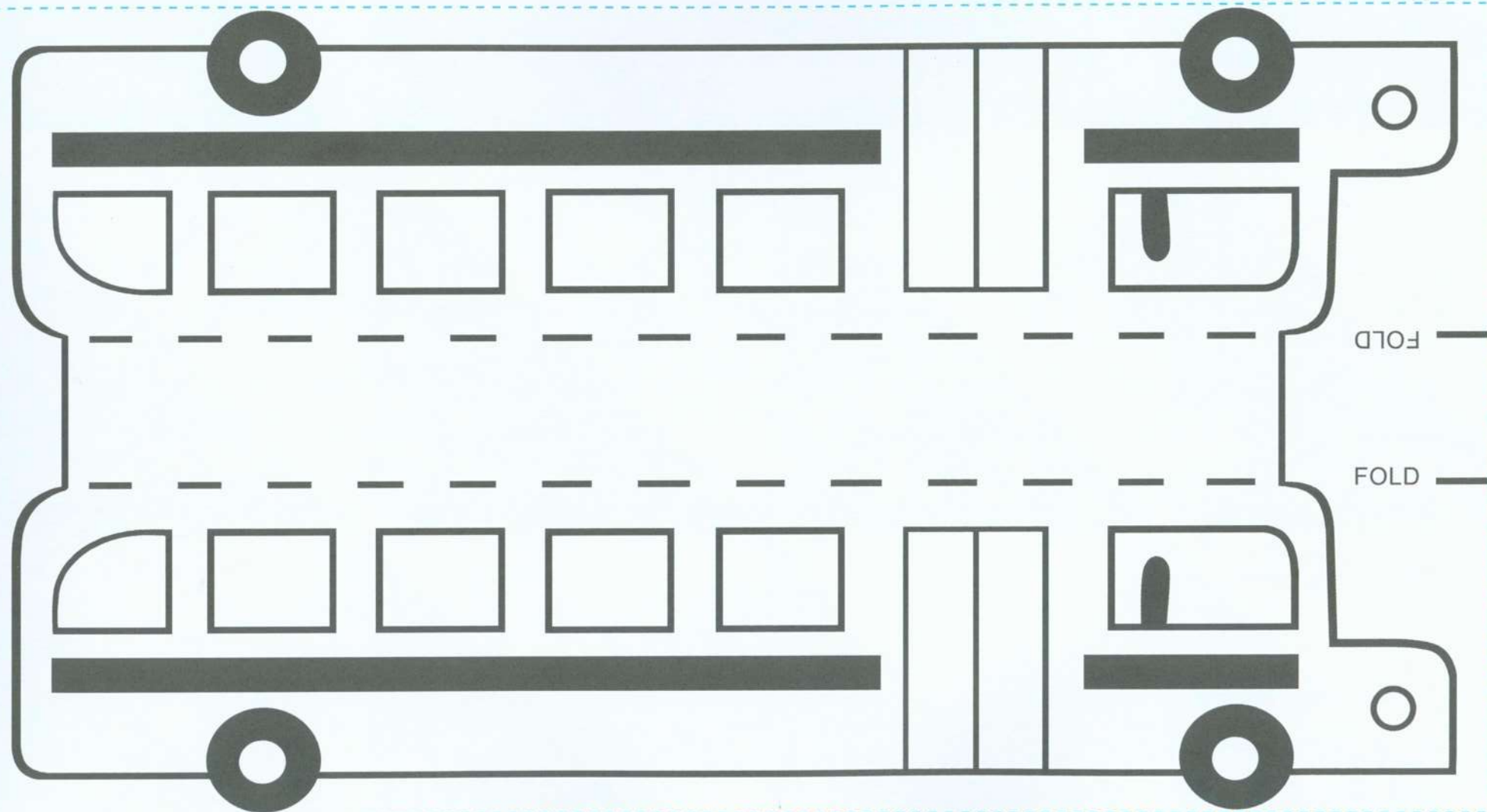
Show

and

Tell





1 Color. Cut and fold.




What can you find outside ?




1 Draw and color. Say.



1 Draw and say.



1 Count and match.



6




7



Follow me

1 Look and draw ☺ or ☹. Color.





Explore with me

1 Match and draw.



1

2

3


Structure: The seed is in the pot.

Unit 5 Lesson 7

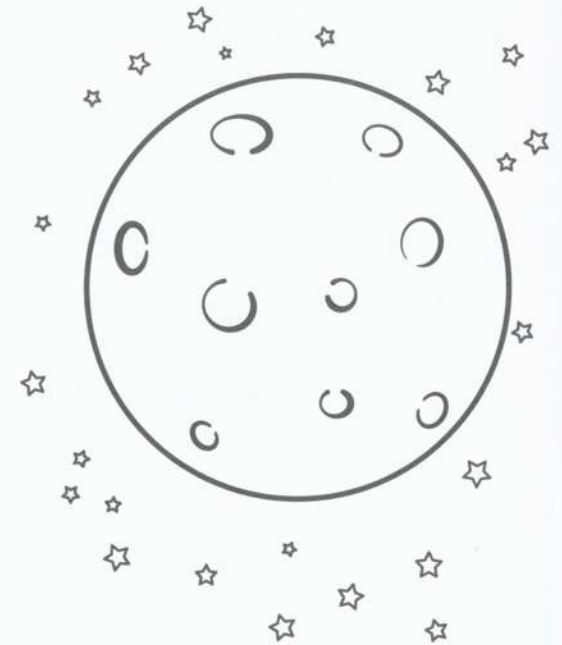
1 Look, circle, and say.



m n



o n



o m



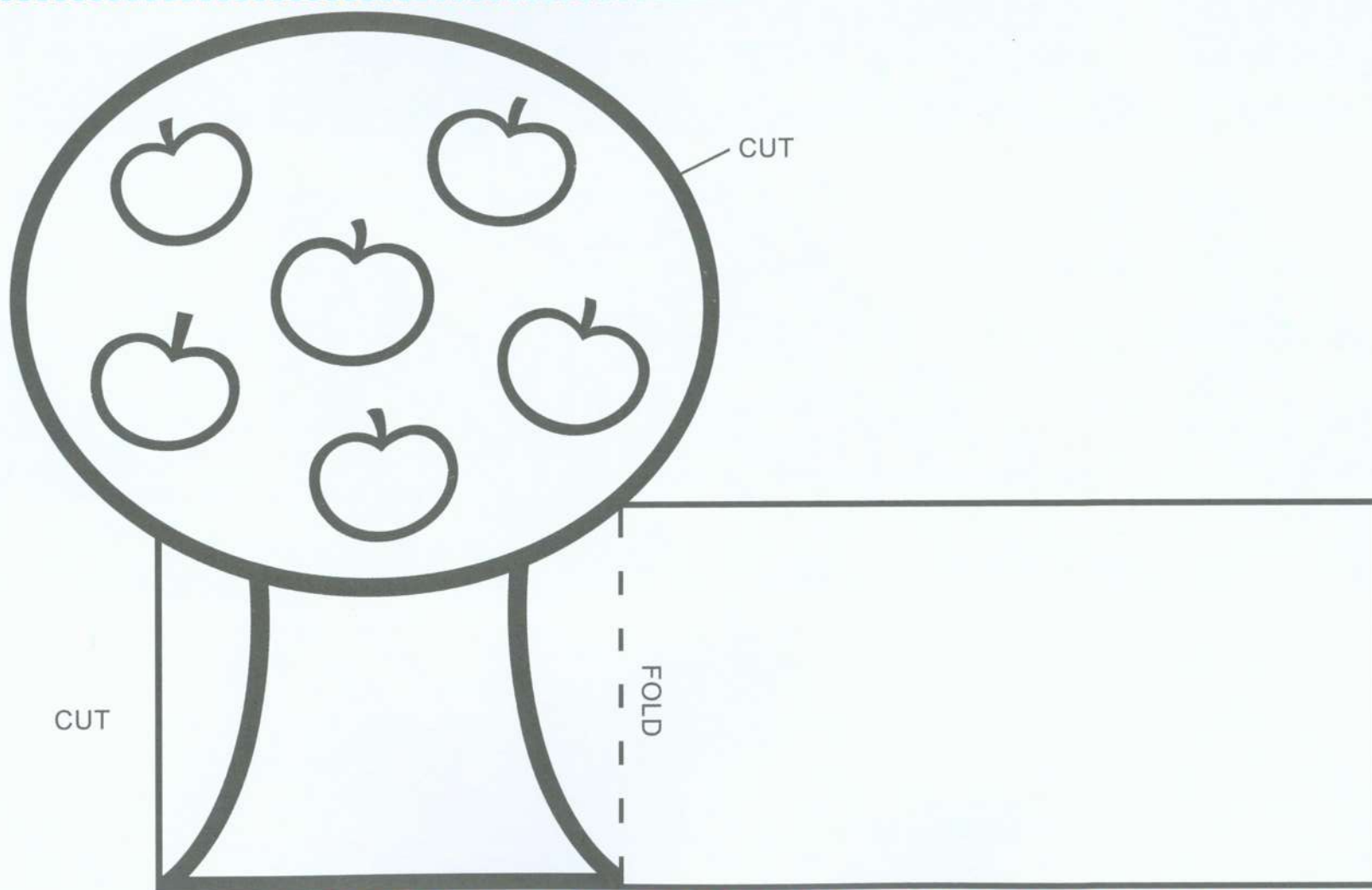
Show

and

Tell




1 Color and fold.



What's in the toy box ?






1 Find, color, and say.



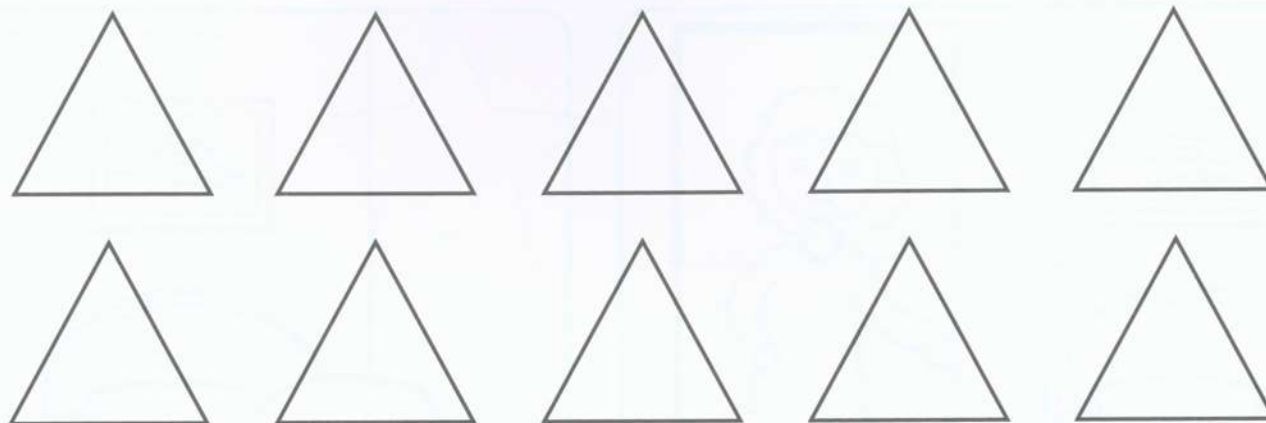
Read with me

1 Decorate your toy box.

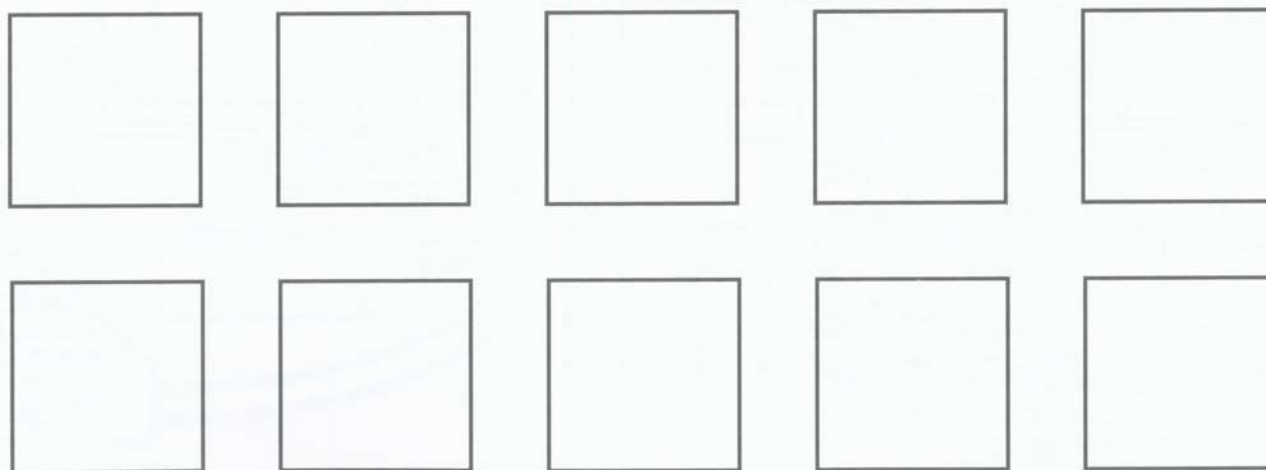


1 Count and color. Say.

8



9





Follow me








1 Look and draw ☺ or ☹. Color.




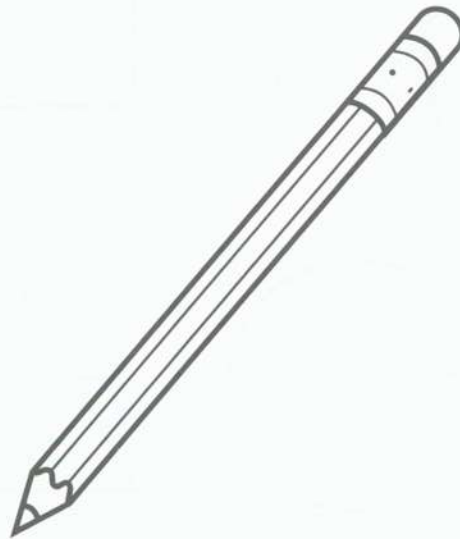



Explore with me

1 Look and draw. Color.



1 Look, circle, and say.



r

p

p

q

q

r




Show

and

Tell






1 Color.



Review 2

1 Color the odd one out.



Review 2



1 Color the things you know in green, pink, or purple.


2 Color for you.



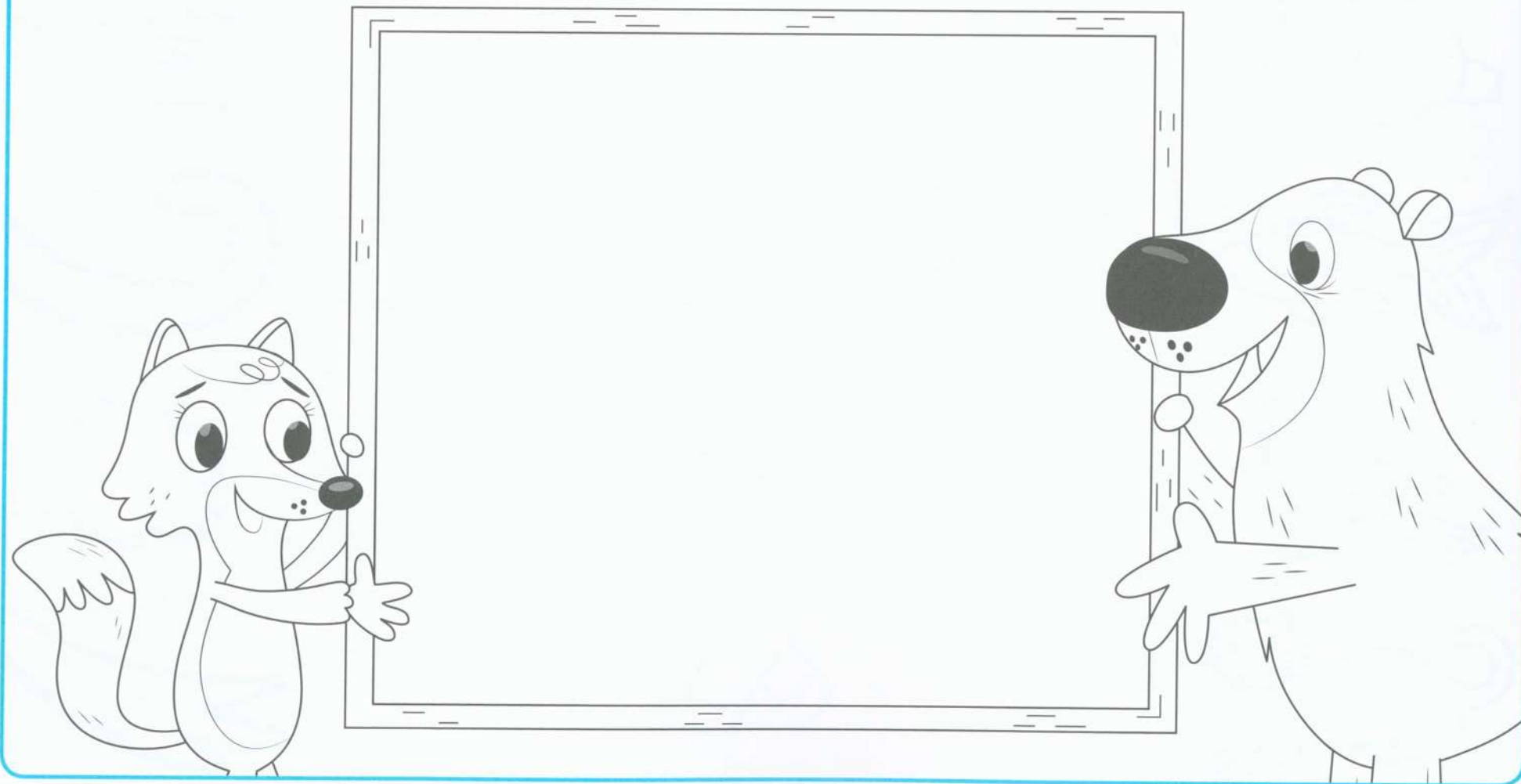
What pets do you like ?




1 Match and say. Color.



1 Draw your pet.




1 Trace and say. Join the dots and color.






Follow me

1 Look and draw ☺ or ☹. Color.




1 Find and color.



Say it with me

1 Match and say.






Show

and

Tell





1 Draw and decorate.



What can you do?




1 Color what you can do.



1 Match and say.



1 Color and say.





Follow me




1 Look and draw 😊 or ☹. Color.





Explore with me

1 Color the true pictures.



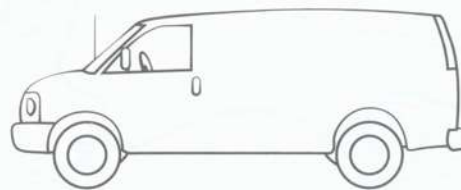
Say it with me

1 Match and say. Color.

v •

w •

x •






Show

and

Tell






1 Color.




What snacks do you like ?



1 Match and color. Say.



1 Draw and say.



1 Say and draw.


1




2




3




4




5




6




7




8



9




10






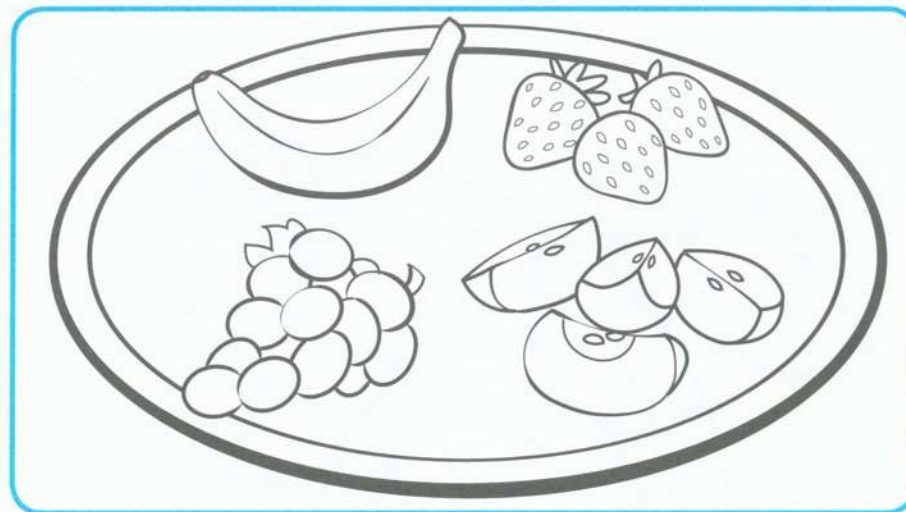
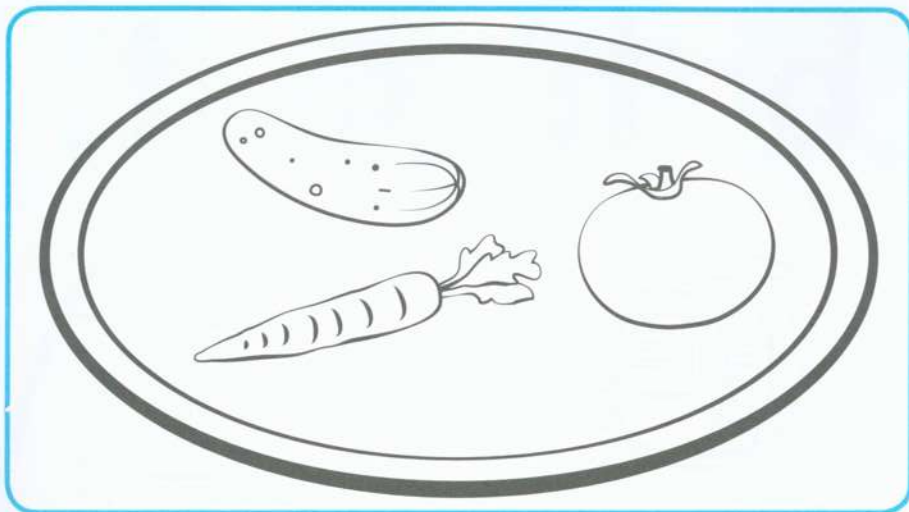
Follow me

1 Look and draw ☺ or ☹. Color.




Explore with me

1 Choose and color.



Say it with me

1 Connect and say.



2 Match and say.

b **h** **c** **t**



ag



op

10

en



up



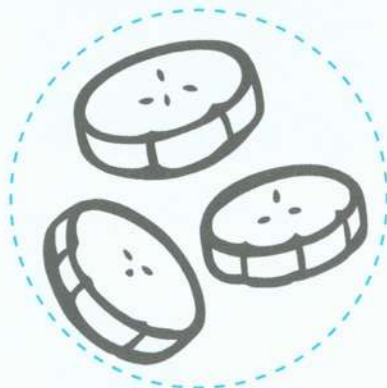




Show

and

Tell

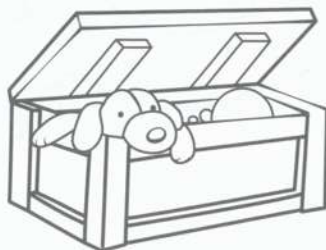



1 Color, cut, and stick.



Review 3

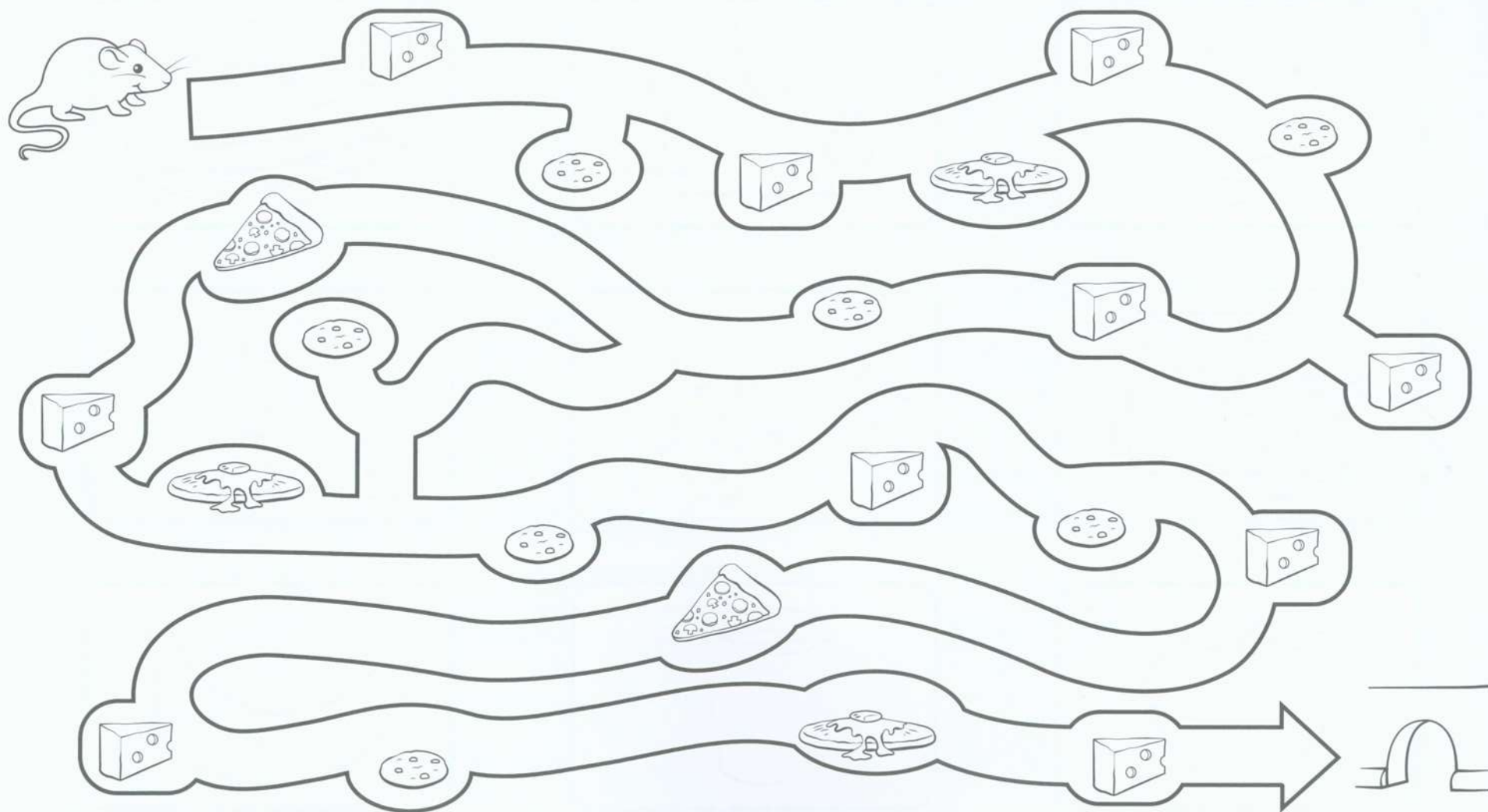
1 Color the odd one out.



Review 3

1 Follow, say, and count.

2 Color for you.





a



apple

b



bus

c



cat

d



dog

e



elephant

f



fish

g



goat

h



hat

i



insect

j



juice

k



kite

l



leg

m



moon

n



nest

o



octopus

p



pencil

q



quilt

r



rabbit

s



sun

t



table

u



umbrella

v



van

w



wheel

x



fox

y



yogurt

z



zoo



1



2




3



4




5




6




7




8



9



10





Songs

Hello

[1.04] Welcome song

SB page 4

Hold hands,
Around we go.
Hold hands,
Around we go.
Hold hands,
Around we go.
Find a boy in the middle.

What's your name?
I'm Sam.
Join our circle, Sam.

Hold hands,
Around we go.
Hold hands,
Around we go.
Hold hands,
Around we go.
Find a girl in the middle.

What's your name?
I'm May.
Join our circle, May.

[1.05] Bye bye song

Stand up boys,
It's time to go.
Stand up girls,
It's time to go.

Bye bye, Teacher,
It's time to go.
Bye bye, Teacher,
It's time to go.

Unit 1

[1.17] The outside boogie

SB page 10

Put on your hat,
Put on your hat,
Put on your hat,
Now you're ready
For the outside boogie.

Jump, jump,
And boogie.
Shake, shake,
And boogie.
Clap, clap,
And boogie.
Boogie outside all day!

Put on your coat,
Put on your coat,
Put on your coat,
Now you're ready
For the outside boogie.

Jump, jump,
And boogie.
Shake, shake,
And boogie.
Clap, clap,
And boogie.
Boogie outside all day!

Put on your mittens,
Put on your mittens,
Put on your mittens,
Now you're ready
For the outside boogie.

Jump, jump,
And boogie.
Shake, shake,
And boogie.
Clap, clap,
And boogie.
Boogie outside all day!

Unit 2

[1.30] In the toy box

SB page 20

Look, look, look,
In the toy box.
Toys for girls,
And toys for boys.

Find a ball,
Bounce, bounce, bounce.
Find a ball,
Oh, thank you.

Find a doll,
Waaa, waaa, waaa.
Find a doll,
Oh, thank you.

Find a boat,
Rock, rock, rock.
Find a boat,
Oh, thank you.

Find a teddy bear,
Hug, hug, hug.
Find a teddy bear,
Oh, thank you.

Unit 3

[1.43] Shake your head

SB page 30

Come on, kids,
Come and play.
Let's get moving,
Yeah, hey, hey.

Shake your head,
Shake, shake, shake.
And point to your tummy,
Point, point, point.
Shake and point,
Shake and point,
Yeah, hey, hey.

Clap your hands,
Clap, clap, clap.
And stamp your feet,
Stamp, stamp, stamp.
Clap and stamp,
Clap and stamp,
Yeah, hey, hey.

Flap your arms,
Flap, flap, flap.
And bend your legs,
Bend, bend, bend.
Flap and bend,
Flap and bend,
Yeah, hey, hey.

Unit 4

[1.58] Blue balloons

SB page 42

Blue, blue, blue, blue, blue.
Blue balloons for me and you.

Green, green, green, green, green.
Green balloons for me and you.

Pink, pink, pink, pink, pink.
Pink balloons for me and you.

Purple, purple, purple, purple, purple.
Purple balloons for me and you.

Blue, green, pink, and purple.
Blue, green, pink, and purple.
Balloons, balloons for me and you,
And you and you and you ...

Unit 5

[2.06] Let's play

SB page 52

Look at the slide!
It's big!
Let's climb up the slide, slide, slide.
It's a fun ride, ride, ride.
Let's climb up the slide, slide, slide.
Now let's go down!
Weeeeeeee!

Look at the swing!
It's small!
Let's go on the swing, swing, swing.
We swing and sing, sing, sing.
Let's go the swing, swing, swing.
Now let's go high!
Weeeeeeee!

Unit 6

[2.19] Shape song

SB page 62

Shapes, shapes, shapes.
Where? Where? Where?
Look up, look down,
We'll find shapes all around.

Where's the triangle?
Where's the square?
On the kite and on the chair!

Where's the circle?
Where's the star?
In the sky and on the car.

Shapes, shapes, shapes.
Where? Where? Where?
Look up, look down,
We'll find shapes all around.

Unit 7

[2.34] Pets

SB page 74

A cuddly cat,
Meow, meow, meow.
Or a bouncy dog,
Ruff, ruff, ruff.

A cute little pet,
Just for me.
Oh how lovely
That would be!

A baby bird,
Tweet, tweet, tweet.
Or a sweet little mouse,
Eek, eek, eek.

A cute little pet,
Just for me.
Oh how lovely
That would be!

Unit 8

[2.47] Can you?

SB page 84

I can hop, hop, hop,
And I can throw, too.
I can hop, hop, hop,
And I can throw, too.
I can hop, hop, hop,
Can you?

Can you hop? Can you throw?
Can you? Can you? Can you?

I can jump, jump, jump,
And I can count, too.
I can jump, jump, jump,
And I can count, too.
I can jump, jump, jump,
Can you?

Can you jump? Can you count?
Can you? Can you? Can you?

Unit 9

[2.59] Mix it

SB page 94

Mix it in in a bowl,
Stir, stir, stir.
Cook it in a pan,
Sizzle, sizzle, sizzle.
Flip it high,
Whoop, whoop, whoop.
Catch it if you can,
Yummy, yummy, yummy!

Let's make a little pancake,
To put in my tummy.
Let's make a little pancake,
It's yummy, yummy, yummy.



Chants

Hello

[1.01] Let's get ready to learn

SB page 4

Reach up, up, up, up, up.
Now, clap, clap, clap, clap, clap.
And stamp, stamp, stamp, stamp, stamp.
Say shh, shhh, sh, sh, shh.

[1.08] The Alphabet Ride

SB page 6

Are you ready kids?
We're going on an alphabet ride!
Up and down, round and round.
Let's make letters,
And let's make sounds.

[1.09] The Alphabet

SB page 6

A, B, C, D, E, F, G, H, I,
J, K, L, M, N, O, P, Q, R,
S, T, U, V, W, X, Y, Z.

[1.11] Hello

SB page 7

Hello. *Hello.*
How are you? *How are you?*
I'm fine. *I'm fine.*
Thank you. *Thank you.*
Hello. *How are you?*
I'm fine. *Thank you.*

Unit 1

[1.19] Count with me

SB page 11

Fingers ready? Count, count, count.
Can you count these things?
Count, count, count.
Can you count and sing?

We can count –
1!

1, 1, 1,
Now we can count 1!
And give one kiss to Mom!
1, 1, 1,
And give one kiss to Mom!
1, 1, 1,
Now we can count 1!

Count, count, count.
Can you count these things?
Count, count, count.
Can you count and sing?

We can count –
1!
And now we can count –
2!
2, 2, 2,
We can count 2!
And put on our shoes!
2, 2, 2,
And put on our shoes!
2, 2, 2,
Now we can count 2!

[1.21] Let's help

SB page 12

Hands out,
Let's help our friends.
Hands out,
Let's help our friends.
Let's lend a helping hand.

[1.22] The Alphabet (A and B)

SB page 13

Letter A says a,
a, a, a – apple!
Draw an A in the air,
Draw an A everywhere!

Letter B says b,
b, b, b – bus!
Draw a B in the air,
Draw a B everywhere!

[1.24] The Alphabet (C)

SB page 15

Letter C says c,
c, c, c – cat!
Draw a C in the air,
Draw a C everywhere!

Unit 2

[1.32] Count with me

SB page 21

Fingers ready? Count, count, count.
Can you count these things?
Count, count, count.
Can you count and sing?

We can count –
1, 2!
And now we can count 3!
3, 3, 3,
Now we can count 3!
And buzz like bees!
3, 3, 3,
And buzz like bees!
3, 3, 3,
Now we can count 3!

We can count –
1, 2, 3!
And now we can count 4!
4, 4, 4,
Now we can count 4!
And open the door!
4, 4, 4,
And open the door!
4, 4, 4,
Now we can count 4!



Chants

[1.34] Let's play

SB page 22

1, 2, 3, 4,
1, 2, 3, 4,
Let's play together,
Let's have fun.
Let's share together,
Everyone.
1, 2, 3, 4,
1, 2, 3, 4.

[1.35] The Alphabet (D and E)

SB page 23

Letter D says d,
d, d, d – dog!
Draw a D in the air,
Draw a D everywhere!

Letter E says e,
e, e, e – elephant!
Draw an E in the air,
Draw an E everywhere!

[1.37] The Alphabet (F)

SB page 25

Letter F says f
f, f, f – fish!
Draw an F in the air,
Draw an F everywhere!

Unit 3

[1.45] Count with me

SB page 31

Fingers ready? Count, count, count.
Can you count these things?
Count, count, count.
Can you count and sing?

We can count –
1, 2, 3, 4!
And now we can count 5!
5, 5, 5,

Now we can count 5!
And do bird dives!
5, 5, 5,
And do bird dives!
5, 5, 5,
Now we can count 5!

We can count –
1, 2, 3, 4, 5!
Now we can count to 5!
1, 2, 3, 4, 5!

[1.47] Soap and water

SB page 32

Soap and water,
Rub, rub, rub.
Clean your hands,
Scrub, scrub, scrub.
Now the towel,
Dry, dry, dry.
Wave your hands,
High, high, high!

[1.48] The Alphabet (G and H)

SB page 33

Letter G says g,
g, g, g – goat!
Draw a G in the air,
Draw a G everywhere!

Letter H says h,
h, h, h – hat!
Draw an H in the air,
Draw an H everywhere!

[1.50] The Alphabet (I)

SB page 35

Letter I says i,
i, i, i – insect!
Draw an I in the air,
Draw an I everywhere!

Unit 4

[1.60] Count with me

SB page 43

Fingers ready? Count, count, count.
Can you count these things?
Count, count, count.
Can you count and sing?

We can count –
1, 2, 3, 4, 5!
And now we can count 5!
5, 5, 5,
Now we can count 5!
1 boat,
2 trains,
3 buses,
4 planes,
5 cars,
1, 2, 3, 4, 5,
Now we can count 5!

[1.62] Hush, hush

SB page 44

Hush, hush,
It's time to sit,
And listen too,
So we can learn,
Something new.

[1.63] The Alphabet chant (J and K)

SB page 45

Letter J says j,
j, j, j – juice!
Draw a J in the air,
Draw a J everywhere!

Letter K says k,
k, k, k – kite!
Draw a K in the air,
Draw a K everywhere!

[1.65] The Alphabet chant (L)

SB page 47

Letter L says l,
l, l, l – leg!
Draw an L in the air,
Draw an L everywhere!

Unit 5

[2.08] Count with me

SB page 53

Fingers ready?
Count, count, count.
Can you count these things?
Count, count, count.
Can you count and sing?

We can count –
1, 2, 3, 4, 5!
And now we can count 6!
6, 6, 6,
Now we can count 6!
And pick up sticks!
6, 6, 6,
And pick up sticks!
6, 6, 6,
Now we can count 6!

We can count –
1, 2, 3, 4, 5, 6!
And now we can count 7!
7, 7, 7,
Now we can count 7!

Eyes closed and open!
7, 7, 7,
Eyes closed and open!
7, 7, 7,
Now we can count 7!

[2.10] Look out!

SB page 54

Look out! Shout it out.
Play safe. Stay safe.

[2.11] The Alphabet (M and N)

SB page 55

Letter M says m,
m, m, m – Moon!
Draw an M in the air,
Draw an M everywhere!

Letter N says n,
n, n, n – nest!
Draw an N in the air,
Draw an N everywhere!

[2.13] The Alphabet (O)

SB page 57

Letter O says o,
o, o, o – octopus!
Draw an O in the air,
Draw an O everywhere!

Unit 6

[2.21] Count with me

SB page 63

Fingers ready? Count, count, count.
Can you count these things?
Count, count, count.
Can you count and sing?

We can count –
1, 2, 3, 4, 5, 6, 7!
And now we can count 8!
8, 8, 8,
Now we can count 8!
And spin a plate!
8, 8, 8,
And spin a plate!
8, 8, 8,
Now we can count 8!

We can count –
1, 2, 3, 4, 5, 6, 7, 8!
And now we can count 9!
9, 9, 9,
Now we can count 9!
And eat some limes!
9, 9, 9,
And eat some limes!
9, 9, 9,
Now we can count 9!

[2.23] Let's all help

SB page 64

Let's all help,
Girls and boys.
Clean up, clean up,
And put away the toys.

[2.24] The Alphabet (P and Q)

SB page 65

Letter P says p,
p, p, p – pencil!
Draw a P in the air,
Draw a P everywhere!

Letter Q says q,
q, q, q – quilt!
Draw a Q in the air,
Draw a Q everywhere!

[2.26] The Alphabet (R)

SB page 67

Letter R says r,
r, r, r – rabbit!
Draw an R in the air,
Draw an R everywhere!

Unit 7

[2.36] Count with me

SB page 75

Fingers ready? Count, count, count.
Can you count these things?
Count, count, count.
Can you count and sing?



Chants

We can count,
1, 2, 3, 4, 5, 6, 7, 8, 9!
And now we can count 10!
10, 10, 10,
Now we can count 10!
1 mom, 2 shoes, 3 bees, 4 doors, 5 dives,
6 sticks, 7 stars, 8 plates, 9 limes, 10 pens.
1, 2, 3, 4, 5, 6, 7, 8, 9, 10,
Now we can count 10!
Hurray!

[2.38] Love your animals

SB page 76

Feed them, clean them,
Hug them and love them.
Love your animals,
And they'll love you.

[2.39] The Alphabet (S and T)

SB page 77

Letter S says s,
s, s, s – sun!
Draw an S in the air,
Draw an S everywhere!

Letter T says t,
t, t, t – table!
Draw a T in the air,
Draw a T everywhere!

[2.41] The Alphabet (U)

SB page 79

Letter U says u,
u, u, u – umbrella!
Draw a U in the air,
Draw a U everywhere!

Unit 8

[2.48] Count with me

SB page 85

1 little child jumps up, up, up.
1, 2 – two little children jump up, up, up.
1, 2, 3 – three little children jump up, up, up.
1, 2, 3, 4 – four little children jump up, up, up.
1, 2, 3, 4, 5 – five little children jump up, up, up.
1, 2, 3, 4, 5, 6 – six little children jump up, up, up.
1, 2, 3, 4, 5, 6, 7 – seven little children jump up, up, up.
1, 2, 3, 4, 5, 6, 7, 8 – eight little children jump up, up, up.
1, 2, 3, 4, 5, 6, 7, 8, 9 – nine little children jump up, up, up.
1, 2, 3, 4, 5, 6, 7, 8, 9, 10 – ten little children jump up, up, up.

[2.50] Clap your hands

SB page 86

When your friend,
Does something great,
Clap your hands,
And celebrate!
Hip, hip, hurray!
Hip, hip, hurray!
Hip, hip, hurray!

[2.51] The Alphabet (V and W)

SB page 87

Letter V says v,
v, v, v – van!
Draw a V in the air,
Draw a V everywhere!

Letter W says w,
w, w, w – wheel!
Draw a W in the air,
Draw a W everywhere!

[2.53] The Alphabet (X)

SB page 89

Letter X says x,
x, x, x – fox!
Draw an X in the air,
Draw an X everywhere!

Unit 9

[2.60] Count with me

SB page 95

1 little finger jumps up, up, up.
1, 2 – two little fingers jump up, up, up.
1, 2, 3 – three little fingers jump up, up, up.
1, 2, 3, 4 – four little fingers jump up, up, up.
1, 2, 3, 4, 5 – five little fingers jump up, up, up.
1, 2, 3, 4, 5, 6 – six little fingers jump up, up, up.
1, 2, 3, 4, 5, 6, 7 – seven little fingers jump up, up, up.
1, 2, 3, 4, 5, 6, 7, 8 – eight little fingers jump up, up, up.

1, 2, 3, 4, 5, 6, 7, 8, 9 – nine little fingers jump up, up, up.
1, 2, 3, 4, 5, 6, 7, 8, 9, 10 – ten little fingers jump up, up, up.

[2.62] Remember to say please

SB page 96

When you ask for an apple,
A cookie or some cheese,
Say 'May I have',
And remember to say 'please'.

[2.63] The Alphabet (Y and Z)

SB page 97

Letter Y says y,
y, y, y – yogurt!
Draw a Y in the air,
Draw a Y everywhere!

Letter Z says z,
z, z, z – zoo!
Draw a Z in the air,
Draw a Z everywhere!

OXFORD
UNIVERSITY PRESS

Great Clarendon Street, Oxford, OX2 6DP, United Kingdom

Oxford University Press is a department of the University of Oxford.
It furthers the University's objective of excellence in research, scholarship,
and education by publishing worldwide. Oxford is a registered trade
mark of Oxford University Press in the UK and in certain other countries

© Oxford University Press 2014

The moral rights of the author have been asserted

First published in 2014

2018 2017 2016 2015

10 9 8 7 6 5 4 3

No unauthorized photocopying

All rights reserved. No part of this publication may be reproduced, stored
in a retrieval system, or transmitted, in any form or by any means, without
the prior permission in writing of Oxford University Press, or as expressly
permitted by law, by licence or under terms agreed with the appropriate
reprographics rights organization. Enquiries concerning reproduction outside
the scope of the above should be sent to the ELT Rights Department, Oxford
University Press, at the address above

You must not circulate this work in any other form and you must impose
this same condition on any acquirer

Links to third party websites are provided by Oxford in good faith and for
information only. Oxford disclaims any responsibility for the materials
contained in any third party website referenced in this work

ISBN: 978 0 19 477902 9

Printed in China

This book is printed on paper from certified and well-managed sources

ACKNOWLEDGEMENTS

Cover images by: Getty Images (Getty Images/STOCK4B) illustration by Mike
Garton/Bright Agency (in the style of Rob McClurkan)

Illustrations by: Mike Byrne/Advocate-Art p.33; Mike Garton/Bright Agency (in
the style of Rob McClurkan) pp.6,10,18, 26, 30, 36, 44, 52, 62, 70, 78; Susie Lee
Jin pp.5, 8, 9, 11, 12, 15, 17, 19, 20, 23, 25, 27, 28, 31, 34, 35, 37, 38, 41, 43, 45,
46, 49, 51, 54, 57, 61, 63, 64, 67, 69, 71, 72, 77, 79, 80, 83; Paul Sharp pp.7, 13,
14, 21, 22, 29, 39, 40, 47, 48, 56, 59, 65, 66, 73, 74, 81, 82, 85, 86.