

Oxford
Discover

Show and Tell


Student Book

1

MultiROM with fully animated stories

Gabby Pritchard
Margaret Whitfield

公众号：开心妈侃娃【海量资源免费分享】
VX: jiangjiang923



OXFORD

Show and Tell



Student Book 1



with MultiROM

Gabby Pritchard
Margaret Whitfield

OXFORD
UNIVERSITY PRESS

Scope and Sequence

UNIT & BIG QUESTION	VOCABULARY	STRUCTURES	LETTERS & PHONICS	VALUES	NUMBERS	CLIL	SHOW AND TELL PROJECT
Hello Do you want to play?	May, Sam, Bird, teacher, boy, girl, welcome, hello, goodbye, Benny, Prickly, Fifi, blue, red, yellow, ball	What's your name? I'm (May). Yes./No.	An introduction to letters and their names	Greetings: Hello. How are you? Hi. I'm fine. Thank you.			
Unit 1 Who's in your family?	brother, sister, mom, dad, hat, mittens, coat, shoes, friend, baby, bear	Who's he/she? He's/She's my (dad). Put on your (coat). This is a (bear). It's a (baby).	a, b, c apple, bus, cat	Helping friends: Please help me find my hat. Here it is. Thank you.	1, 2	<i>Social Science:</i> Family and friends	Making a picture frame
Unit 2 What's this?	book, bag, pencil, crayon, doll, ball, boat, teddy bear, bees, doors, old, new	What's this? It's a (crayon). Find the (boat). It's old/new. This is my (cat).	d, e, f dog, elephant, fish	Sharing: Let's play with (the teddy bears). Good idea!	3, 4	<i>Social Science:</i> Old and new toys	Making a Show and Tell box
Unit 3 How many eyes?	eyes, ears, nose, mouth, head, tummy, hands, feet, arms, legs, dives, hard, soft, feather, stone	How many (eyes)? I have 2 (eyes). I have 1 (nose). It's (hard/soft). Clap your hands.	g, h, i goat, hat, insect	Washing hands: We need to wash our hands. Okay. Pass the soap, please.	5	<i>Science:</i> Exploring the sense of touch	Making a Feely Picture
Revision Story 1: The Scarecrow	scarecrow, cloud, fingers, toes, moon			Being active			
Unit 4 What do you ride?	car, bus, bike, train, green, pink, purple, plane, balloon, wheels, fast, slow, big, small, the winner, picture	Do you have a (bus)? Yes./No. What color is it? It's (green). Let's try a (plane) and a (train). The (train) is the winner.	j, k, l juice, kite, leg	Thinking of others: Shh. Sit down and be quiet, please. Oops! Sorry.	1, 2, 3, 4, 5	<i>Science:</i> Wheels experiment – size versus speed	Making a wheel picture

UNIT & BIG QUESTION	VOCABULARY	STRUCTURES	LETTERS & PHONICS	VALUES	NUMBERS	CLIL	SHOW AND TELL PROJECT
Unit 5 What can you find outside?	hill, flower, tree, lake, slide, swing, seed, pot, water, flower, sticks, in, on	I see a (lake). I'm big/small. Is it big/small? Yes./No. It's (small/pink). It's in/on (the pot/table).	m, n, o moon, nest, octopus	Playing safely: Look out! Here I come! Okay.	6, 7	Science and Nature: How seeds grow	Making a flower
Unit 6 What's in the toy box?	table, chair, computer, toy box, square, circle, triangle, star, plates, limes, color, pattern, cut, scissors, stick, glue, shapes, mat	Where's the (computer)? It's on/in the (table/toy box). Look at my (toy box)!	p, q, r pencil, quilt, rabbit	Helping to clean up: Let's help clean up. Okay. Let's clean the (table). Let's put away the (toys).	8, 9	Math, Art: Identifying patterns	Making a shape mat for snack time
Revision Story 2: Incy Wincy Spider	up, down, spider, rain, sun			Being aware of the weather			
Unit 7 What pets do you like?	cat, bird, rabbit, turtle, mouse, pet, cute, feed, brush, love, toy, play with, pen, favorite	I like (birds). 1 rabbit. 2 cats. My favorite pet is a (cat). I (feed) my (pet).	s, t, u sun, table, umbrella	Being kind to animals: Be gentle with (the cat). Okay.	10	Social Science: Caring for pets	Making a sock puppet
Unit 8 What can you do?	roll a hoop, bounce a balloon, blow bubbles, stack cups, throw, hop, count, jump, fly, crawl, swim	I can/can't (blow bubbles). Can you (count)? Yes./No. (A mouse) can/can't (swim). I can/can't (jump). I can count.	v, w, x van, wheel, fox	Valuing others' achievements: Good job! Hurray for (Ava).	Numbers 1-10	Science and Nature: What can animals do? What can we do?	Preparing a mini fair
Unit 9 What snacks do you like?	apple, grape, strawberry, banana, snacks, pizza, cheese, pancakes, cookies, honey, carrots, tomatoes, cucumbers, sandwich, picnic	Do you like (apples)? Yes./No. I don't like (pizza). What's your favorite snack? My favorite is (cheese).	y, z yogurt, zoo CVC words bag, hop, ten, cup	Asking politely: May I have (a banana/ some grapes), please? Sure.	Numbers 1-10	Social Science: Healthy snacks	Preparing a picnic
Revision story 3: Let's Race!	run, race, orange, stop, wait			Being modest			

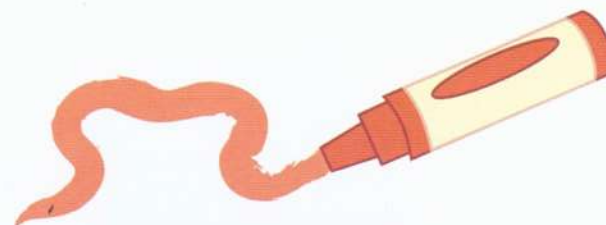
Hello

Do you want to play ?

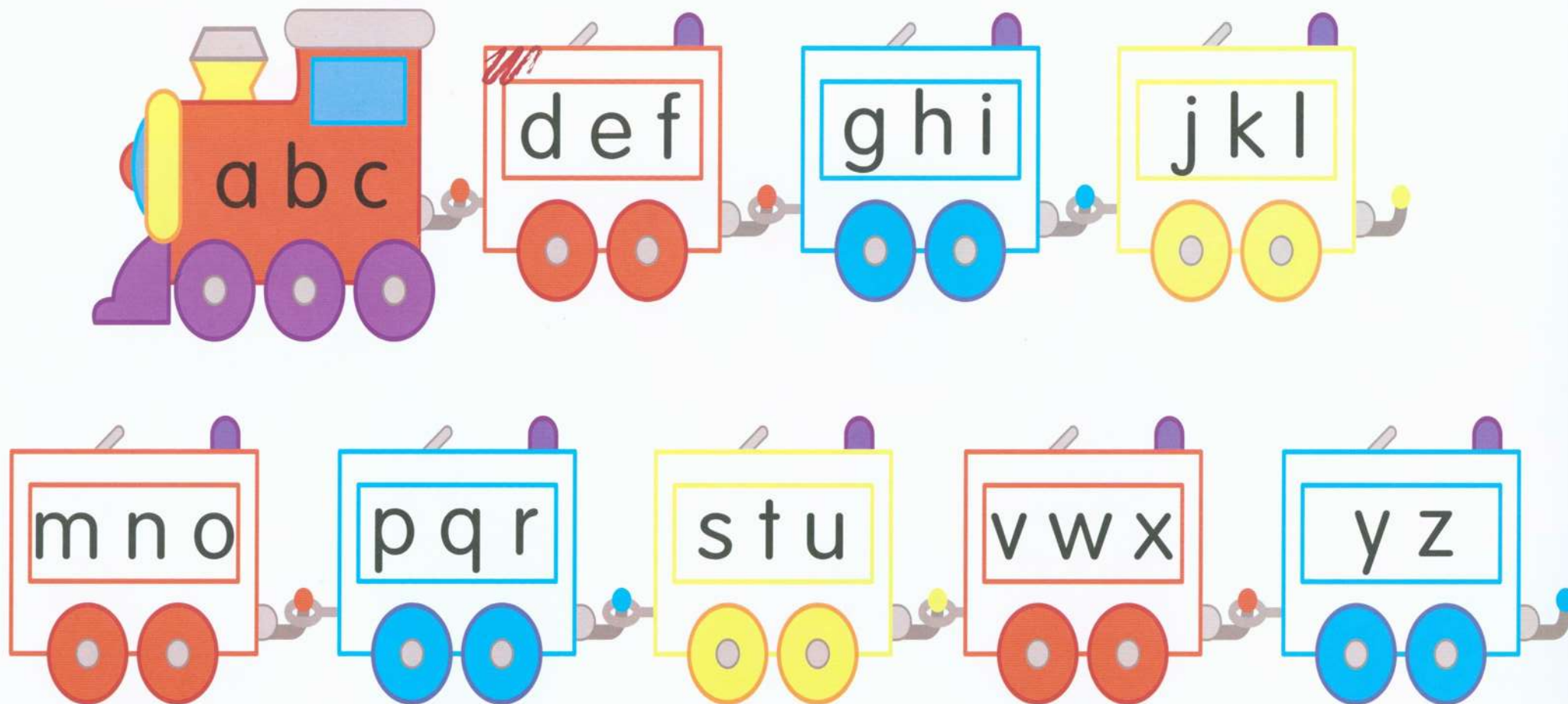




Color with me



Say it with me





Follow me

Hello. How are you?

Hi. I'm fine. Thank you.



Hello Lesson 4

Value:
Vocabulary:

1 [1.10] Listen and point. Listen and repeat. 2 Say and act out. 3 [1.11] Listen and chant.

Greeting politely

Hello./Hi. How are you? I'm fine. Thank you.

公众号: 开心妈侃娃【海量资源免费分享】


VX: jiangjiang923

Who's in your family ?





Play with me



He's my dad!



Unit 1 Lesson 2

1 [1.14] Listen and point. 2 Listen again and play the game. 3 [1.15] Listen and stick. Listen and repeat.

Vocabulary:
Structure:

mom, dad, sister, brother

Who's he/she? He's/She's my (dad).

公众号: 开心妈侃娃【海量资源免费分享】

VX: jiangjiang923

Read with me

Who's She?

1



2




3



4



123 Count with me





Follow me


Please help me find my hat.

Here it is!

Thank you.


Say it with me

a



apple

b



bus




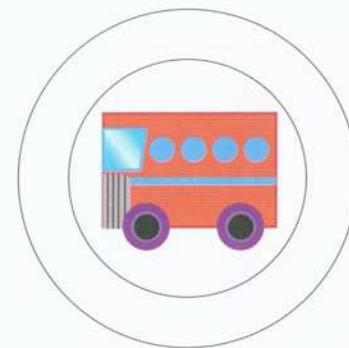

Explore with me



Say it with me




cat





Show me



Show

and

Tell

She's my mom.





Play with me



Unit 2 Lesson 2

Vocabulary:
Structure:

1 [1.27] Listen and point.

book, pencil, crayon, bag
What's this? It's a (crayon).

2 Play the game.


3 [1.28] Listen and stick. Listen and repeat.

公众号: 开心妈侃娃【海量资源免费分享】
VX: jiangjiang923

Read with me

What's This?





Follow me

Let's play with the teddy bears.

Good idea!


Say it with me

d



dog

e



elephant

Unit 2 Lesson 6

Phonics focus:
Vocabulary:

1 [1.35] Listen and point. Chant and do. 2 Play the game. 3 Trace and draw.

d, e
dog, elephant

公众号: 开心妈侃娃【海量资源免费分享】
VX: jiangjiang923



Explore with me





Say it with me

f





fish





Show me



Find a doll.

Show

and

Tell



This is my cat. It's new.



How many eyes ?





Play with me

I have 2 eyes.



Unit 3 Lesson 2

1 [1.40] Listen and point. 2 Listen again. Say and do. 3 [1.41] Listen and stick. Listen and repeat.

Vocabulary:
Structure:

eyes, ears, nose, mouth

I have 2 (eyes). I have 1 (nose).

公众号：开心妈侃娃【海量资源免费分享】

VX: jiangjiang923

Read with me

I'm A Bird!

1



2





3



4







Follow me

We need to wash our hands.

Okay. Pass the soap, please




Say it with me



goat

h



hat

Unit 3 Lesson 6

Phonics focus:
Vocabulary:

1 [1.48]


g, h
goat, hat

[1.48] Listen and point. Chant and do. 2 Play the game. 3 Trace and draw.

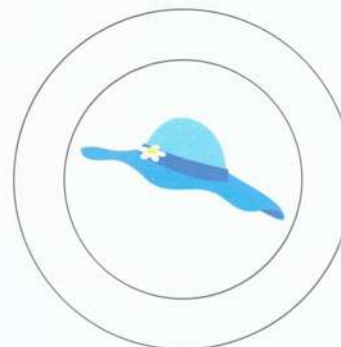


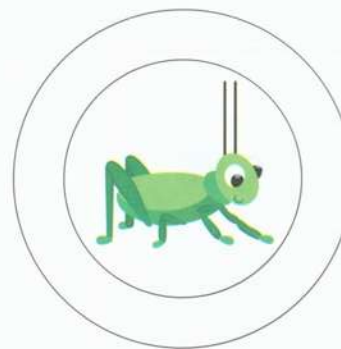

公众号: 开心妈侃娃【海量资源免费分享】
VX: jiangjiang923



Explore with me



Say it with me




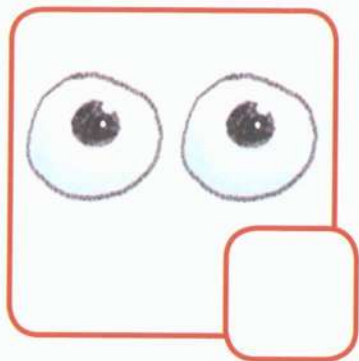




Show me



?



eyes



I have 2 eyes.





Show

and

Tell



It's soft.



The Scarecrow





What do you ride ?






Play with me

Do you have a bus?

Yes.



Unit 4 Lesson 2

1 [1.55] Listen and point. 2 Play the game. 3 [1.56] Listen and stick. Listen and repeat.

Vocabulary:

car, bus, bike, train

Structure:

Do you have a (bus)? Yes./No.

公众号: 开心妈侃娃【海量资源免费分享】

VX: jiangjiang923

Read with me

What Color Is It?

1



2



3




4




123 Count with me



1 2 3 4 5



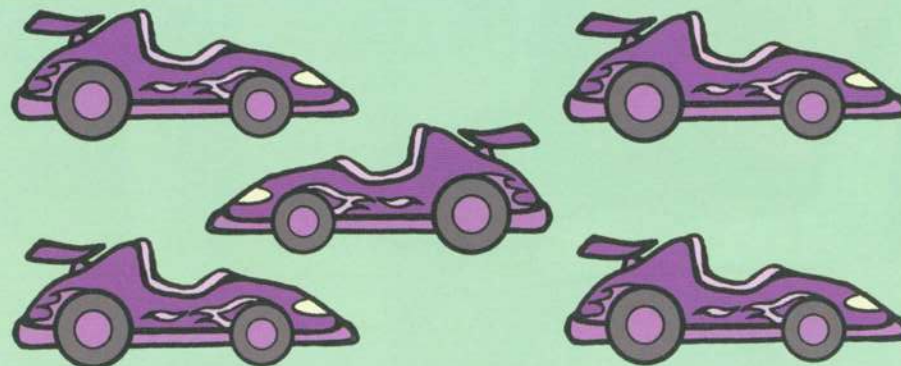
1 2 3 4 5



1 2 3 4 5



1 2 3 4 5



1 2 3 4 5





Follow me

Shh. Sit down and be quiet, please.

Oops! Sorry.



Say it with me



j

juice




k

kite




Explore with me



.....



.....



Say it with me

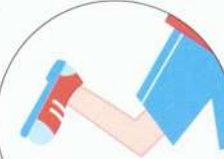


leg

j

k

l





Show me



?



May, do you have a train?

No.



Show

and

Tell



My car wheel picture.



Page 41

Unit 4 Lesson 10 - Project 1 Talk about the pictures. 2 Make a wheel picture. 3 Show and tell.

Vocabulary: transportation, wheels, picture
Structure: My (car) wheel picture.



公众号: 开心妈侃娃【海量资源免费分享】
VX: jiangjiang923

What can you find outside ?





Play with me



Unit 5 Lesson 2

Vocabulary:
Structure:

1 [2.03] Listen and point.

lake, tree, flower, hill

I see a (lake).

2 Play the game.

3 [2.04] Listen and stick. Listen and repeat.

公众号：开心妈侃娃【海量资源免费分享】

VX: jiangjiang923

Read with me

What Do You See?



6



7





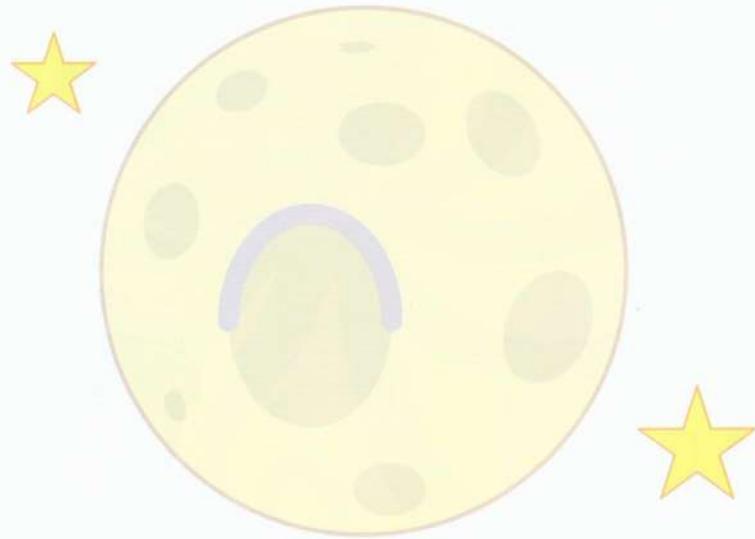
Follow me

Look out! Here I come!

Okay.

Say it with me

m



moon

n



nest



Explore with me



1



2




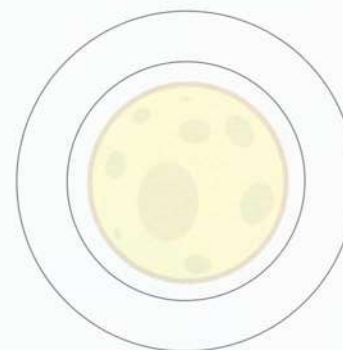
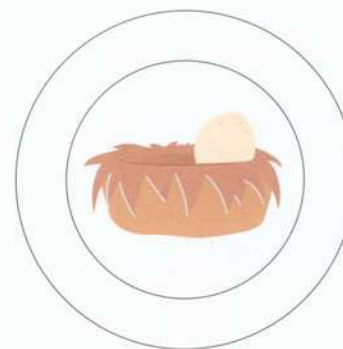


3



4







Say it with me





Show me



I see a hill.

Show

and

Tell



I see a flower. It's pink.



Page 49

Unit 5 Lesson 10 - Project 1 Talk about the pictures. 2 Make a flower. 3 Show and tell.

Vocabulary:

flower, colors

Structure:

I see a flower. It's (pink).

公众号：开心妈侃娃【海量资源免费分享】

VX: jiangjiang923

What's in the toy box ?



Play with me

Where's the computer?

It's on the chair.



Unit 6 Lesson 2

1 [2.16] Listen and point. 2 Play the game. 3 [2.17] Listen and stick. Listen and repeat.

Vocabulary:
Structure:

table, chair, computer, toy box

Where's the (computer)?


It's on the chair.

公众号: 开心妈侃娃【海量资源免费分享】

VX: jiangjiang923



123 Count with me





Follow me

Let's help clean up.

Okay. Let's put away the toys.

Let's clean the table.

Say it with me



p

pencil

q



quilt

Unit 6 Lesson 6

Phonics focus:

Vocabulary:

1 [2.24] Listen and point. Chant and do. 2 Play the game. 3 Trace and draw.

p, q


pencil, quilt

公众号: 开心妈侃娃【海量资源免费分享】

VX: jiangjiang923




Explore with me



Say it with me

r




rabbit

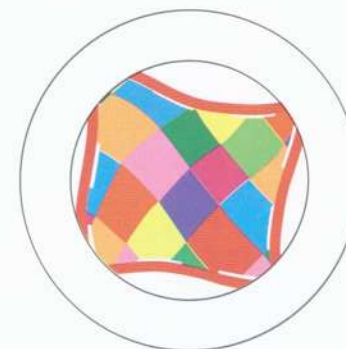
p



q



r





Show me



Where's the computer?

It's on the table.



Show

and

Tell



This is my mat.
It's on the table.

Look! 5 stars!



Incy Wincy Spider












Play with me



Unit 7 Lesson 2

Vocabulary:
Structure:

1 [2.31] Listen and point.

cats, birds, rabbits, turtles
I like (birds).

2 Play the game.

3 [2.32] Listen and stick. Listen and repeat.



公众号: 开心妈侃娃【海量资源免费分享】
VX: jiangjiang923

Read with me

Let's Get A Pet!



123 Count with me



6



7



8



9



10






Follow me

Be gentle with the cat.

Okay.

Say it with me


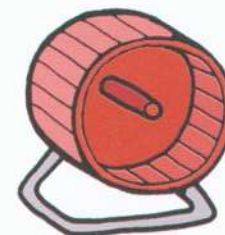


sun




table

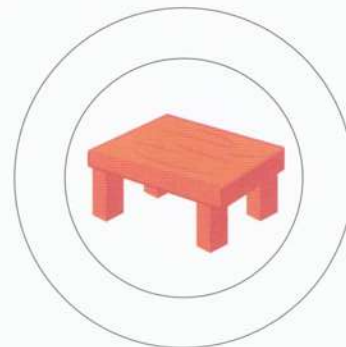

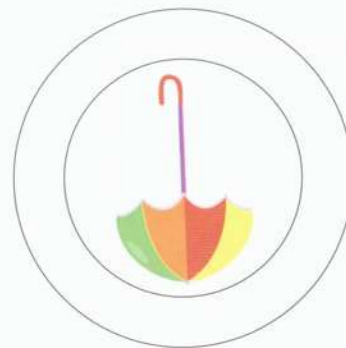

Explore with me



Say it with me



umbrella









Show me



?



I like cats!





Show

and

Tell



My favorite pet
is a rabbit.



Page 67

Unit 7 Lesson 10 - Project 1 Talk about the pictures. 2 Make a sock puppet. 3 Show and tell.

Vocabulary:

pets, colors, small, big

Structure:

My favorite pet is a (rabbit).

公众号：开心妈侃娃【海量资源免费分享】

VX: jiangjiang923

81

What can you do ?



Play with me



Unit 8 Lesson 2

1 [2.44] Listen and point. 2 Play the game. 3 [2.45] Listen and stick. Listen and repeat.

Vocabulary:

Structure:

roll a hoop, blow bubbles, stack cups, use a balloon.
I can/can't (blow bubbles).


公众号: 开心妈侃娃【海量资源免费分享】

VX: jiangjiang923



1

2




3

4



5

6



7

8



9

10



Follow me

Look at me.
I can hop!

Good job!
Hurray.


Say it with me

v




van

w



wheel

Explore with me

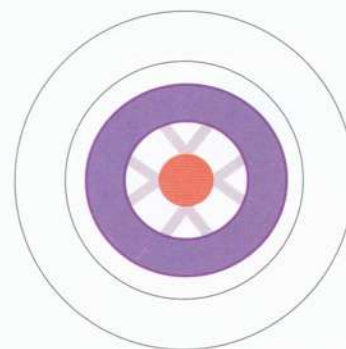



Say it with me

x



fox






Show me



?



I can jump. I can't hop.
I can throw a ball.



Show

and

Tell

Can you roll a hoop?

Yes, I can.

Unit 8 Lesson 10 - Project 1 Talk about the picture. 2 Prepare a mini fair. 3 Show and tell at the mini fair.

Vocabulary: activities, number, shapes

Structure: I can/can't (roll a hoop). Can you (st

公众号: 开心妈侃娃【海量资源免费分享】

VX: jiangjiang923

What snacks do you like ?



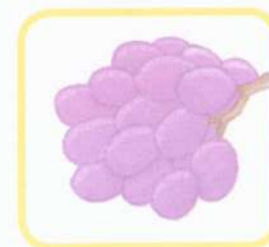




Play with me

Do you like apples?

Yes!



Unit 9 Lesson 2

1 [2.56] Listen and point. 2 Play the game. 3 [2.57] Listen and stick. Listen and repeat.

Vocabulary:
Structure:


apples, grapes, strawberries, bananas
Do you like (apples)? Yes./No.

公众号: 开心妈侃娃【海量资源免费分享】
VX: jiangjiang923


Read with me

I Don't Like Pizza!







1	2	3	4	5	6	7	8	9	10
---	---	---	---	---	---	---	---	---	----



1	2	3	4	5	6	7	8	9	10
---	---	---	---	---	---	---	---	---	----



1	2	3	4	5	6	7	8	9	10
---	---	---	---	---	---	---	---	---	----



1	2	3	4	5	6	7	8	9	10
---	---	---	---	---	---	---	---	---	----





Follow me

May I have a banana, please?

May I have some grapes, please?


Yes. Sure.

Say it with me

y



yogurt



zoo

Unit 9 Lesson 6

Phonics focus:
Vocabulary:


1 [2.63] Listen and point. Chant and do. 2 Play the game. 3 Trace and draw.

y, z
yogurt, zoo

公众号: 开心妈侃娃【海量资源免费分享】
VX: jiangjiang923



Explore with me



Say it with me



bag



hop



10

ten



cup


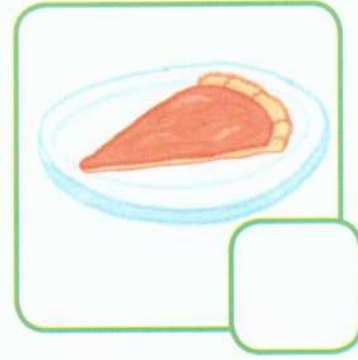







Show me



?



Do you like strawberries?

Yes.





Show

and

Tell



I like sandwiches.



Let's Race!

1



2



3



4





Picture Cards

Unit 1 Who's in your family?

(page 105)

mom	dad
sister	brother

Unit 2 What's this?

(page 107)

book	pencil
crayon	bag

Unit 3 How many eyes?

(page 109)

eyes	ears
nose	mouth

Unit 4 What do you ride?

(page 111)

car	bus
bike	train

Unit 5 What can you find outside?

(page 113)

lake	tree
flower	hill

Unit 6 What's in the toy box?

(page 115)

table	chair
computer	toy box

Unit 7 What pets do you like?

(page 117)

cats	birds
rabbits	turtles

Unit 8 What can you do?

(page 119)


roll a hoop	blow bubbles
stack cups	bounce a balloon

Unit 9 What snacks do you like?

(page 121)

apples	grapes
strawberries	bananas

Who's in your family ?










What do you ride ?





What can you find outside ?



What's in the toy box ?




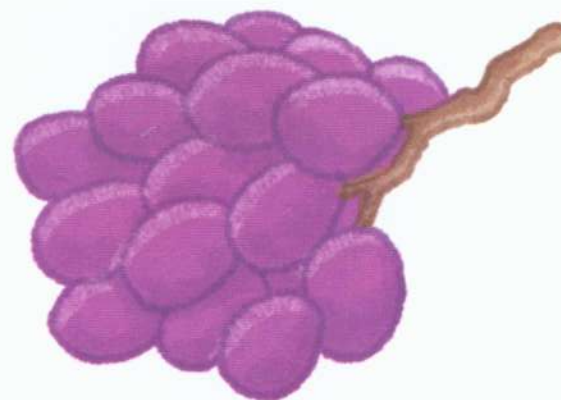

What pets do you like ?



What can you do ?




What snacks do you like ?










Show and Tell



Excellent!

Great Clarendon Street, Oxford, OX2 6DP, United Kingdom

Oxford University Press is a department of the University of Oxford.
It furthers the University's objective of excellence in research, scholarship,
and education by publishing worldwide. Oxford is a registered trade
mark of Oxford University Press in the UK and in certain other countries

© Oxford University Press 2014

The moral rights of the author have been asserted

First published in 2014

2018 2017 2016 2015

10 9 8 7 6 5 4 3

No unauthorized photocopying

All rights reserved. No part of this publication may be reproduced, stored in a
retrieval system, or transmitted, in any form or by any means, without the prior
permission in writing of Oxford University Press, or as expressly permitted by law, by
licence or under terms agreed with the appropriate reprographics rights organization.
Enquiries concerning reproduction outside the scope of the above should be sent to
the ELT Rights Department, Oxford University Press, at the address above

You must not circulate this work in any other form and you must impose
this same condition on any acquirer

Links to third party websites are provided by Oxford in good faith and for information
only. Oxford disclaims any responsibility for the materials contained in any third party
website referenced in this work

ISBN: 978 0 19 477901 2 Student Book

ISBN: 978 0 19 477911 1 MultiROM

ISBN: 978 0 19 477908 1 Pack

Printed in China

This book is printed on paper from certified and well-managed sources

ACKNOWLEDGEMENTS

Cover images by: Getty Images (Children at pre-school/fatihhoca). Illustration by
Mike Garton/Bright Agency (in the style of Rob McLurkan)

Illustrations by: Mike Byrne/Advocate-Art pp.4, 8, 9, 16, 18, 19, 26, 28, 29, 36, 40, 41, 48, 50,
58, 61, 68, 72, 73, 80, 82, 83, 90, 92, 93, 100; Mike Garton/Bright Agency (in the style of
Rob McLurkan) pp.10, 20, 30, 42, 52, 62, 74, 84, 94; Mike Garton/Bright Agency (own style)
pp.5, 6, 13, 15, 23, 25, 33, 35, 45, 47, 55, 57, 65, 67, 77, 79, 87, 89, 97, 99; Amanda Enright
pp.70, 71; Lisa Mallett/Good Illustration Ltd pp.11, 14, 21, 24, 31, 34, 43, 46, 51, 53, 56, 63,
66, 75, 78, 85, 88, 95, 98; Mark Ruffle pp.17, 27, 37, 49, 59, 69, 81, 101; Barbara Vagnozzi/
Plum Pudding Illustration pp.38, 39; Peter Wilks/Plum Pudding Illustration pp.102, 103

Commissioned photography by: Graham Alder/MM studios pp.7, 9, 12, 14, 17, 19, 22, 24,
27, 29, 32, 34, 37, 41, 44, 46, 49, 51, 54, 56, 59, 61, 64, 66, 69, 73, 76, 78, 81, 83, 86,
88, 91, 93, 96, 98, 101

Image props in commissioned photography by: OUP pp.14 (bear/Photodisc), 14 (bear cub/
Photodisc), 14 (cat/Corbis/Digital Stock), 14 (baby/fStop), 14 (smiling woman/Imagebroker),
14 (cat/Corbis), 15 (sisters/UpperCut), 15 (girl/KidStock), 15 (happy man/Ocean), 15 (female/
Gareth Boden), 15 (man/Cultura), 15 (young girl/Blend Images), 78 (dog/Photodisc),
78 (canary/Photodisc), 78 (mouse/Photodisc), 78 (ragdoll cat/Photodisc).

Commissioned photography props by: Jo Brooker pp.17 (frames), 27 (box), 37 (hand pictures),
41 (box), 49 (tyre pictures), 59 (flowers), 66 (frieze), 69 (mats), 81 (puppets), 88 (chart)

With thanks to the following location: St. Mary's C.E. Infant School, Witney Oxfordshire.

UNIT
1




UNIT
2




UNIT
3



UNIT
4



UNIT
5



m

n

o

UNIT
6




p

q

r

UNIT
7



s

t

u

UNIT
8



v

w

x

UNIT
9



y

z

Show and Tell

Creating young thinkers with great futures



21st CENTURY SKILLS
Critical Thinking
Communication
Collaboration
Creativity

Who makes you happy?
What do our senses tell us?
What happens in the garden?

Show and Tell gives you the tools to develop children's 21st century skills, creating young thinkers with great futures.

Show and Tell taps into children's natural curiosity, asking a question such as 'who makes you happy?' or 'what do our senses tell us?' as the focus for each unit. Activities encourage children to explore the question while learning the language they need to think and talk about it. End-of-unit class projects consolidate learning and encourage children to work collaboratively. Opportunities to 'Show and Tell' allow them to present their projects in class or at home, and to talk about what they have learned – in English!

- ★ Stories, hand-eye coordination practice, and letter formation activities promote pre-literacy awareness.
- ★ Problem-solving activities encourage children to think critically and creatively.
- ★ Values lessons teach children how to behave both inside and outside the classroom.

- ★ **Student Book with MultiROM**
(songs, interactive games, animated stories)
- ★ **Activity Book**
- ★ **Teacher's Book**
- ★ **Class Audio CDs**
- ★ **Teacher's Resource Pack:**
 - flashcards
 - posters
 - puppet
- ★ **Oxford iTools: Digital Classroom Resources**
- ★ **DVD with animated stories**
- ★ **Parent website**
- ★ **Teacher website**

OXFORD
UNIVERSITY PRESS

www.oup.com

Use with



to form a 9-level course

SHAPING learning TOGETHER

ISBN 978-0-19-477908-1



9 780194 779081



公众号：开心妈侃娃

微信扫描二维码，关注我们公众号

优质教育资源每日免费分享

欢迎关注我们

本资源来源于网络收集整理，版权归原作者所有

本资源为电子载体，分享仅限于家庭使用或交流心得

不得以任何理由用于商业用途，因此而造成的不良后果请自行承担！