

# Show and Tell



## Activity Book 2



Gabby Pritchard  
Margaret Whitfield

OXFORD  
UNIVERSITY PRESS

## Scope and Sequence

UNIT & BIG QUESTION	VOCABULARY	STRUCTURES	VALUE AND FUNCTIONAL LANGUAGE	PHONICS	CLIL	SHOW AND TELL PROJECT
<b>Hello</b> <b>What can you say?</b>	May, Sam, Anna, Mom, Dad, Bird teacher, friend, kid, arm colors, toys, animals, nature, shapes, body, actions, numbers 1–10	Who's he/she? He's (Sam)./She's (May). I'm (Mom). This is (Dad). How many (balls) do you see? I see (4) (balls). What's this? It's a (crayon). (Birds) can (fly). The (eyes) are (stars). The (mouth) is (a triangle).	<b>Greetings:</b> Hello! Bye!	<b>The alphabet,</b> <b>CVC review</b>		<b>Making a Shape</b> <b>Kids display</b>
<b>Unit 1</b> <b>How do we make pictures?</b>	pen, brush, eraser, paper, glitter, paint feathers, black, white, gray, brown, idea, team, next, turn	What's this? It's a (blue) (pen). / It's (an) (eraser). It's his/her (turn). It's my/your (idea). This picture uses (red) (paint).	<b>Being polite:</b> Please pass the (yellow) (pen). Here you are. Thank you.	<b>ck digraph</b> rock <b>CVC review</b> fox, log	<b>Art:</b> <b>Picture-</b> <b>making</b> <b>techniques</b>	<b>Making a quilt</b> <b>from decorated</b> <b>paper squares</b>
<b>Unit 2</b> <b>What can you do in the park?</b>	climb, catch, build, walk, run, kick under, quickly, slowly, monkey bars, rectangle, sandbox	I can/can't (climb). Can you (climb)? Can he/she (kick)? Yes, he/she can. No, he/she can't. He/she can't (climb).	<b>Lining up:</b> Line up. Wait your turn. That's better.	<b>s blends</b> (sk, sp, st, sw) skip, spin, stop, swim <b>CVC review</b>	<b>Math:</b> <b>Shape</b> <b>recognition</b>	<b>Creating and</b> <b>performing an</b> <b>exercise routine</b>
<b>Unit 3</b> <b>Who makes you happy?</b>	happy, sad, tired, lively, hungry, thirsty grandma, grandpa, surprise, honey cake, Happy Birthday, tiger, penguin, dolphin, egg	I'm/He's/She's (happy). How do you feel today? We're (hungry). They're (here). These are (tigers). (The mom) looks after (the baby). I love my (mom). (She) looks after me.	<b>Being careful:</b> Be careful. I'm really sorry. It's alright. It's an accident.	<b>r blends</b> (tr, fr, dr) truck, frog, drum <b>CVC review</b>	<b>Science:</b> <b>Animal</b> <b>families</b>	<b>Making family</b> <b>pictures</b>
<b>Revision story 1:</b> <b>The Puppet</b>	puppet, fairy, talk, lie, good, bad, house		<b>Telling the truth:</b> I'm sorry.			
<b>Unit 4</b> <b>What happens when it's windy?</b>	sunny, rainy, windy, snowy, hot, cold boots, cloudy, wet, warm, dry, pool, weather Monday, Tuesday, Wednesday, Thursday, Friday, Saturday, Sunday	What's the weather like today? It's (sunny). I'm (wet). I'm not (wet). What day is it? It's (Tuesday).	<b>Respecting elders:</b> Good job! We can go outside now.	<b>l blends</b> (sl) sled, slide, slip flip, fly <b>CVC review</b>	<b>Math, Science:</b> <b>Understanding</b> <b>information in</b> <b>a table</b>	<b>Making a Sunny</b> <b>Balloon display</b>

UNIT & BIG QUESTION	VOCABULARY	STRUCTURES	VALUE AND FUNCTIONAL LANGUAGE	PHONICS	CLIL	SHOW AND TELL PROJECT
<b>Unit 5</b> <b>What's in your house?</b>	kitchen, living room, bedroom, bathroom, yard, balcony, bath, bed, sofa, duck, Numbers 11–15 window, toys, clothes, drawers, garbage can, clean, neat	<i>Who's in the (kitchen)? (Sara)'s in the (kitchen).</i> <i>Where's (my duck)? in, on, under</i> It's next to / behind the (sofa). Number fourteen is (above) the door.	<b>Helping at home:</b> Let's put the (clothes) in the (drawers). Now it's clean and neat. Good job!	<b>sh digraph</b> ship, shell, shelf, fish	<b>Math:</b> <b>Counting and sequencing numbers to 15</b>	<b>Making a model of a living room and its furniture</b>
<b>Unit 6</b> <b>What happens in the garden?</b>	dig, plant, water, pick, wash, eat grow, cook, make, hole, stir, soup, potatoes, beans, lettuce, pumpkins, peas, bee, live, get, queen, worker, food, taste, fruit, vegetables, hopscotch	<i>I like (potatoes). Do you like (honey)?</i> What are you doing? I'm (digging). We're (making soup). There is (1 queen bee). There are lots of (worker bees).	<b>Eating healthily:</b> Try one. Vegetables / fruit are good for you.	<b>ch digraph</b> lunch, bunch, chop	<b>Science:</b> <b>Honey bees</b>	<b>Growing beans</b>
<b>Revision story 2:</b> <b>The Enormous Carrot</b>	enormous, farmer, wife, every, little, pull (it up), everyone		<b>Working together, Offering politely:</b> Would you like some carrot soup? Yes, please.			
<b>Unit 7</b> <b>What do farm animals do?</b>	cow, horse, sheep, goat, donkey, chicken, farm, grass, drink, eat, say, funny, cute, water, fat, Numbers 16–20	<i>They're (cows). There are (white) (rabbits).</i> <i>I have a chicken.</i> He/She has (a) chicken(s). They have (15 cows). What does a (goat) do? It (drinks water). What do the animals do? The horses (eat) (grass). One more cow.	<b>Respecting nature:</b> Don't litter. It's bad for (the ducks). Oh! I'm really sorry	<b>th digraph</b> (unvoiced) thin, thick	<b>Math:</b> <b>Counting and sequencing numbers to 20</b> <b>Adding one more</b>	<b>Making a model farm and Clothes Peg Animals</b>
<b>Unit 8</b> <b>What do you wear when it's hot?</b>	T-shirt, skirt, pants, shorts, sandals, jacket, sweater, dirty, washing machine, milkshake, shirt, socks, scarf, spring, summer, fall, winter	I'm wearing (a green jacket). <i>my/your</i> He's/She's wearing (a scarf). What do you wear in the spring? Push the button.	<b>Keeping clean:</b> You need to wear an apron. You need to keep clean.	<b>th digraph</b> (voiced) this, these, that, clothes	<b>Science, Social science: Clothing for different seasons and weather</b>	<b>Making paper clothes for a seasons poster</b>
<b>Unit 9</b> <b>What do our senses tell us?</b>	see, feel, smell, taste, hear, fingers, body, family, loud, beautiful, delicious, hot, great, soft, hard, quiet, smelly, sweet, bad, music, clock, shaker, coconuts	How does it feel/ look/smell/sound? It (feels) soft. It's hard. This music sounds like (a train). What does it sound like?	<b>Listening to others:</b> I can't hear you. We need to listen to others.	<b>ng digraph</b> bang, gong, sing, song, strong, along	<b>Music:</b> <b>Listening to and creating everyday sounds in music</b>	<b>Making a Senses Experiment area</b>
<b>Revision story 3:</b> <b>Gray Baby Duck</b>	swan, ugly, lay eggs, come back, pond	He's good at swimming.	<b>Complimenting:</b> You're beautiful.			





Hello

# What can you say ?



1 Draw yourself and color. Say.



**Sam**



**May**




**Anna**



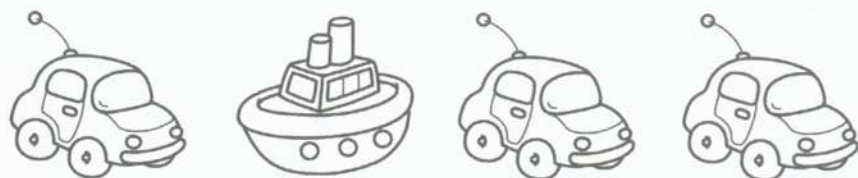


# Play with me


1 Circle. Count and trace.



4 2



4 3



5 4






4 6



# Sing with me

1 Match and say.



# Say it with me

1 Match and say.



C c

F f

B b

J j

H h

A a

E e

P p

T t

O o

U u

W w

K k

S s











Show

and

Tell



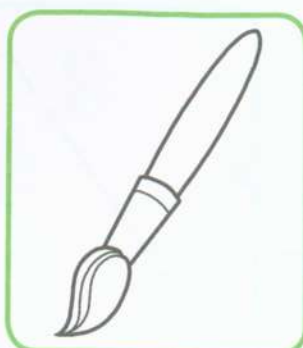
1 What's next? Look and draw.



## How do we make pictures ?



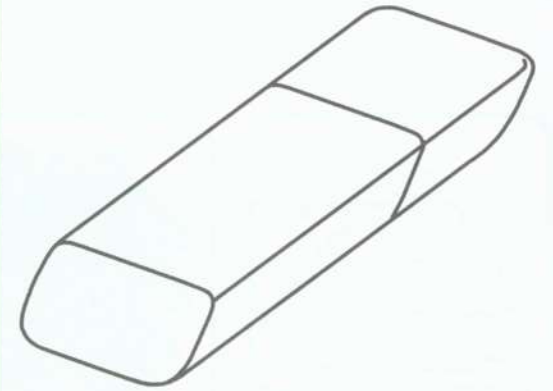
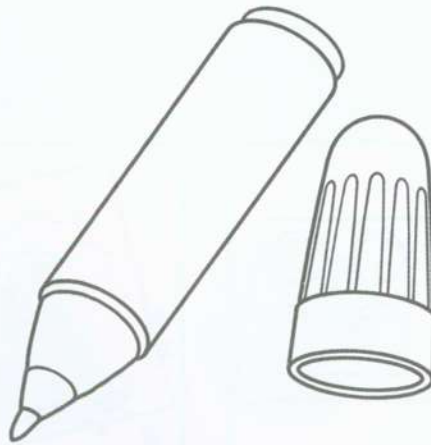
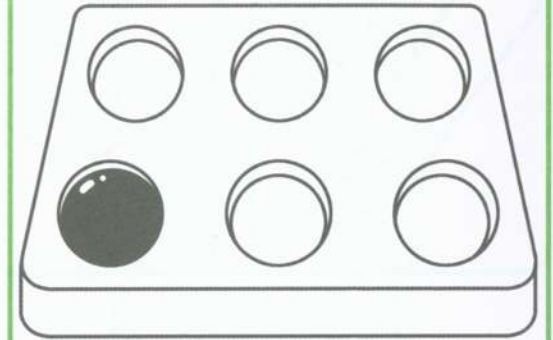

1 Match and say.





## Play with me

1 Color and say.







1 Follow and trace.



Fifi



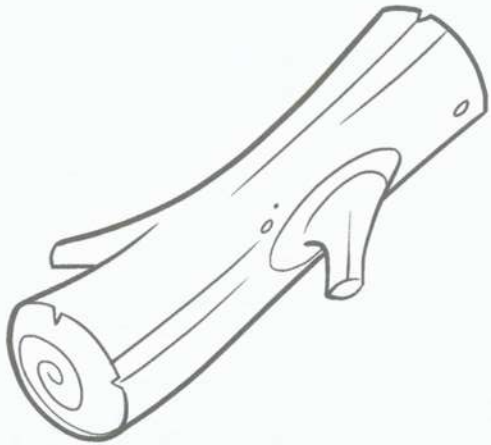
Prickly



Benny

# Say it with me

1 Circle and trace. Say.




f o x

l o g



l o g

r o c k



r o c k

f o x



## Follow me

1 Color the correct picture. Draw 😊 or ☹️.

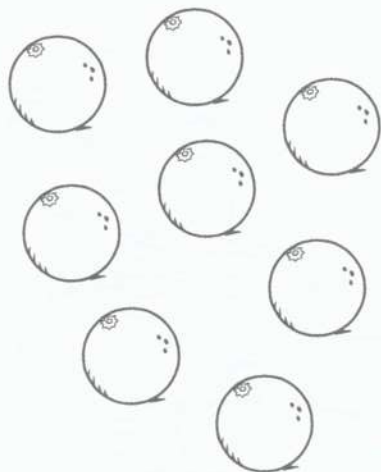







# Think with me

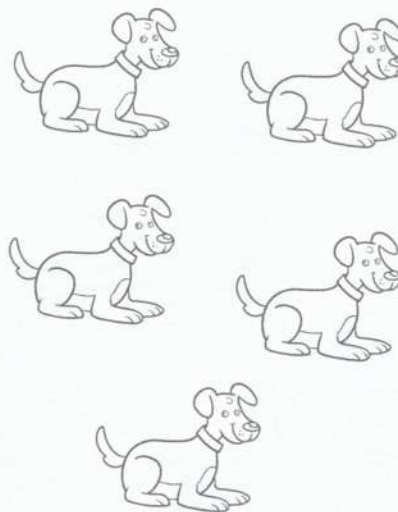
1 Count and trace.




6 8



4 3



7 5



6 7



## Fifi's Challenge



gray




Show

and

Tell




1 Make a picture. Cut and stick.



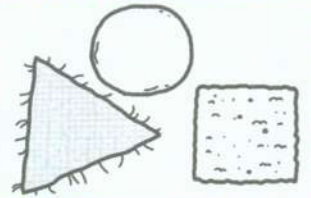
This picture uses



and



.







## What can you do in the park ?



1 Draw and say.





# Play with me

1 Match and say.





1 Draw what happens next.

1



2



3



4



# Say it with me

1 Trace and say.

s k i p



s w i m



s p i n




s t o p





## Follow me

1 Color the correct picture. Draw ☺ or ☹.





# Think with me

1 Color. Count and circle.




1

2

3

4



3

4

5

6



5

6

7

8



7

8

9

10







Show

and

Tell



1 What can you do? Draw and cut.








## Who makes you happy ?



1 Match and say.







# Play with me

1 Draw yourself and a friend. Say.





1 Number 1, 2, 3, and 4.





# Say it with me

1 Match and trace. Say.

tr

fr

dr

dr

fr

tr


fr

dr

tr



frog



truck




drum





## Follow me


1 Circle the correct behavior.





## Think with me

1 Who looks after you? Draw lines.



**me**



**sister**



**grandpa**



**brother**



**dad**



**friend**



**grandma**



**mom**




Show

and

Tell



1 Draw, cut, and stick. How do you feel today?








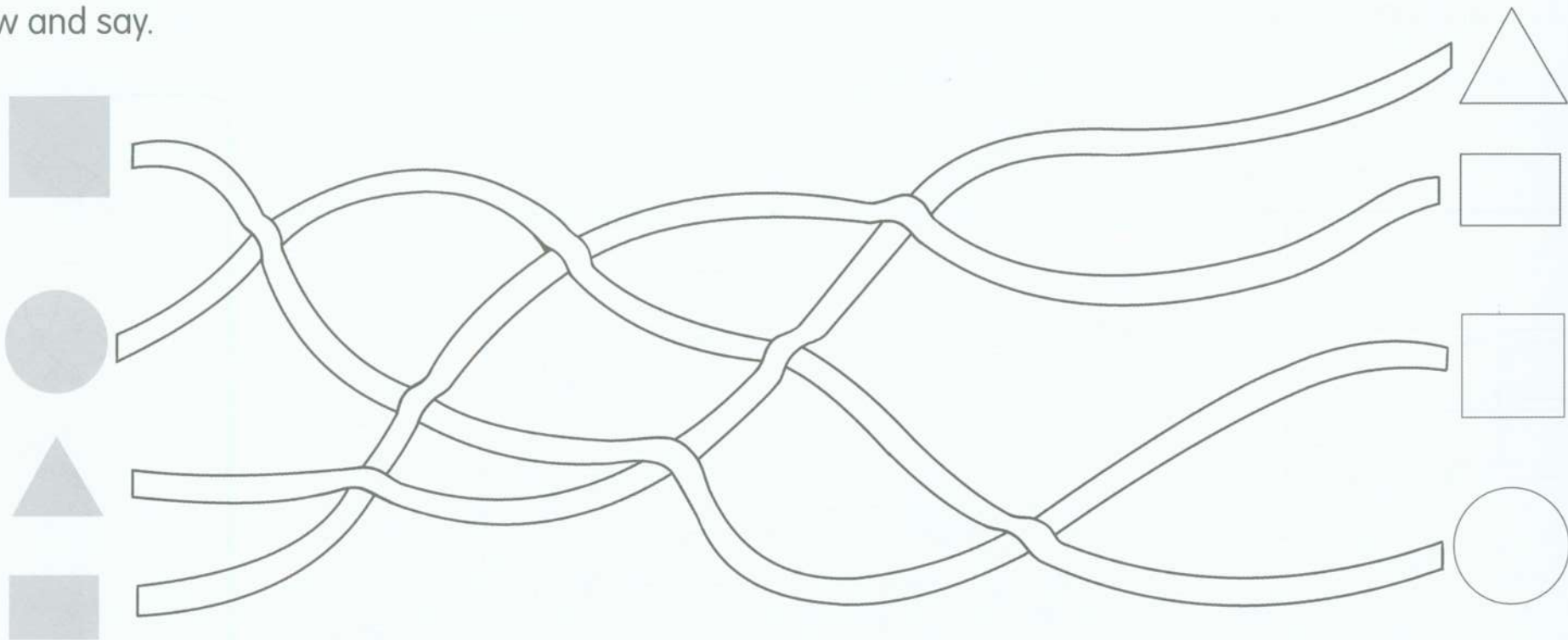
# Review 1

1 Find and circle. Say.




# Review 1

1 Follow and say.



2 Color for you.





## What happens when it's windy ?



1 What's next? Look and match. Say.



•



•



•



•



•



•



•



•



## Play with me


1 Draw and say.



**rainy**



**snowy**



**sunny**



**cold**



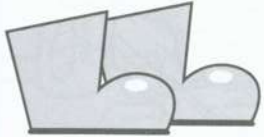
**hot**



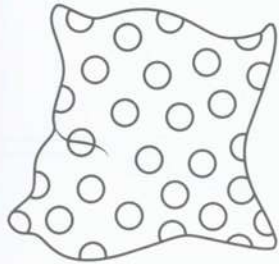
**windy**



1 Match and trace.



I'm wet.



I'm cold.



I'm dry.



# Say it with me

1 Match and trace. Say.

sl

fly



fl

black



bl

sled





# Follow me

1 Circle the correct behavior.





## Think with me

1 Trace. Circle the day. Draw the weather.

Sunday

Monday


Tuesday

Wednesday

Thursday

Friday

Saturday



### Fifi's Challenge

hot / cold

It's \_\_\_\_\_ today.





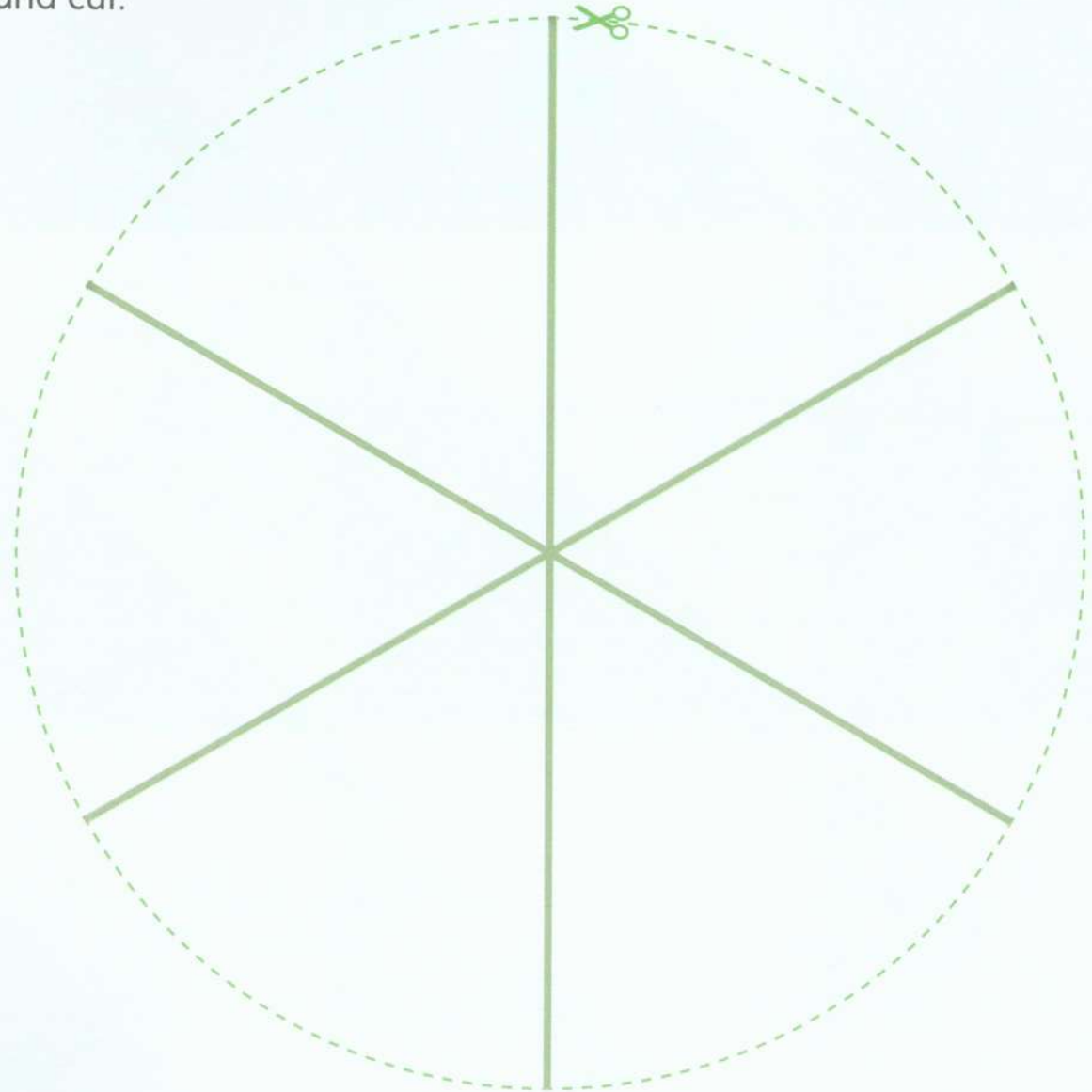

Show

and

Tell



1 Make a weather wheel. Draw, color, and cut.

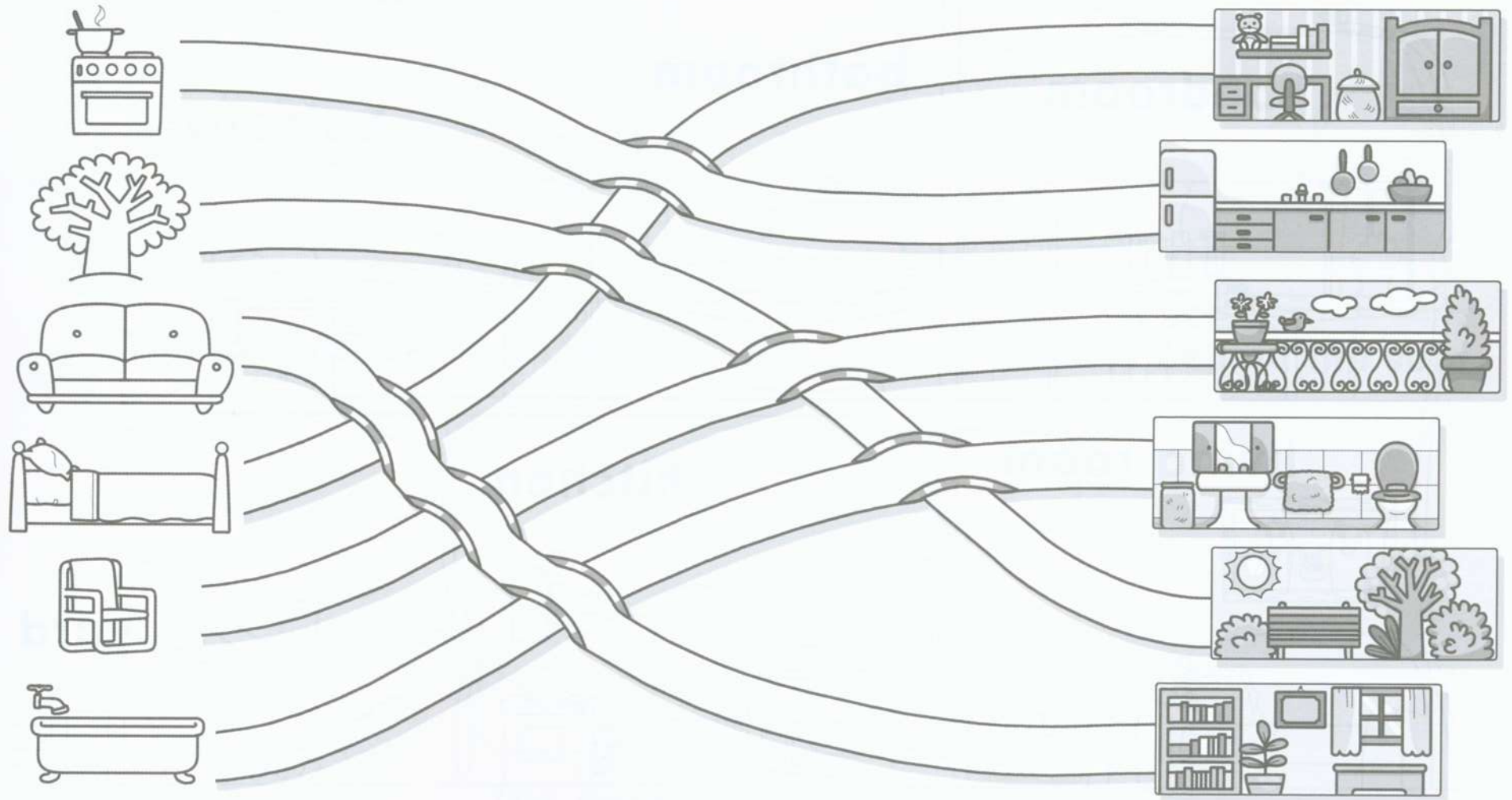




## What's in your house ?



1 Follow and say.








# Play with me

1 Find and circle. Say.







1 What happens in the story? Color and say.



The duck is on the sofa.




The duck is behind the sofa.




The duck is next to the sofa.

# Say it with me

1 Color the pictures with the **sh** sound. Read and match.




ship




shell



fish



shelf

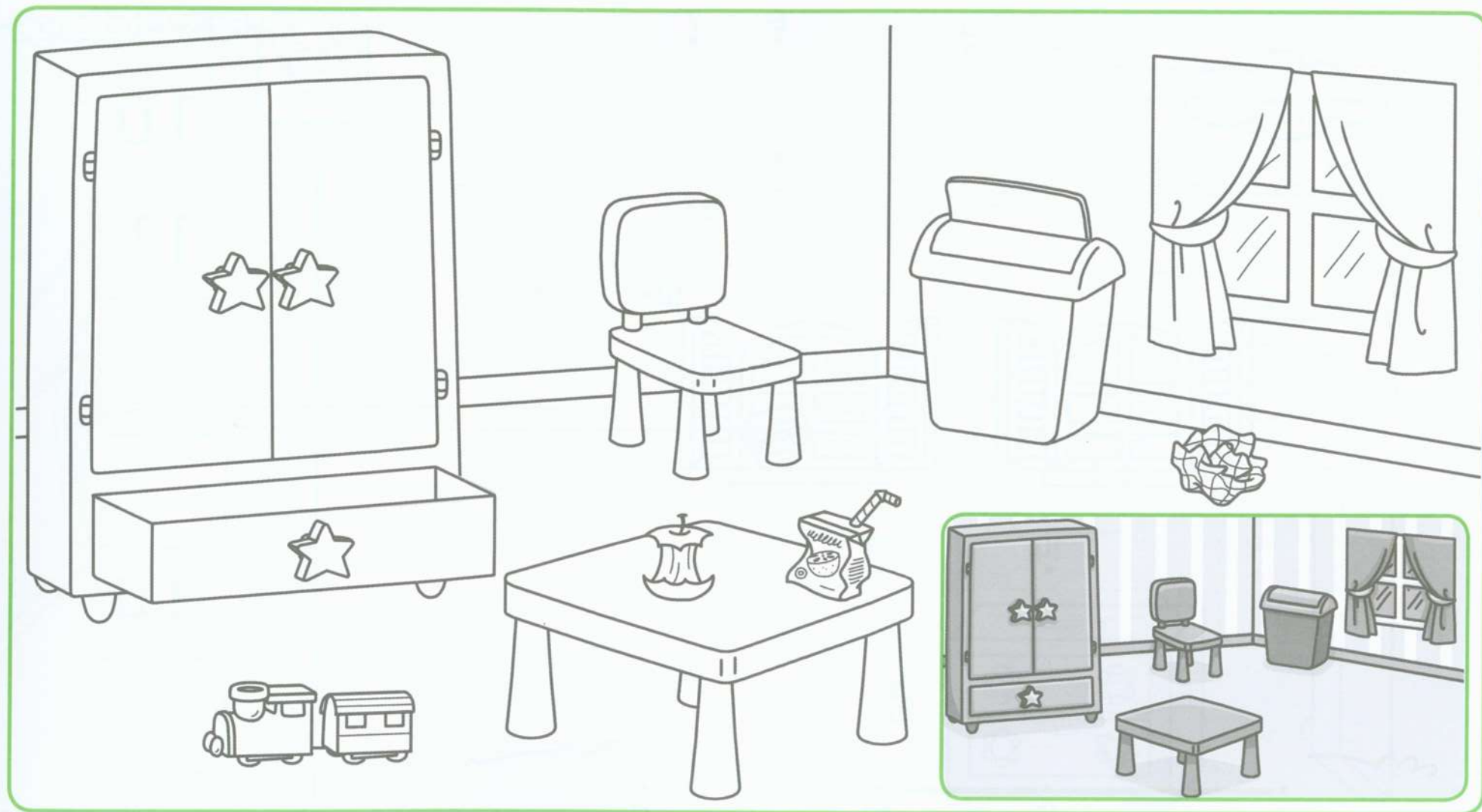






# Follow me

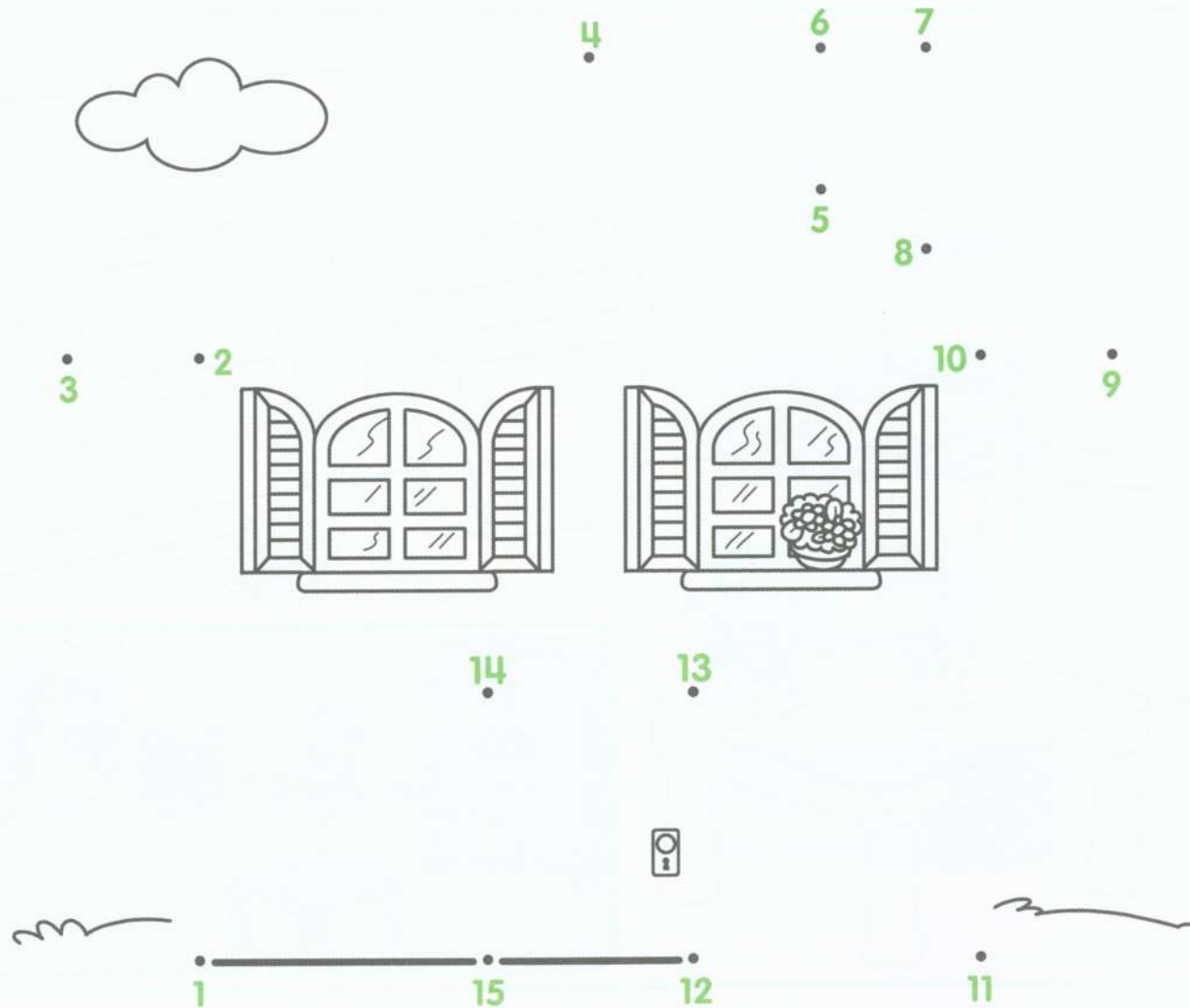
1 Clean up. Draw lines.





# Think with me

1 Join the dots. Color.



## Fifi's Challenge

10

11

14



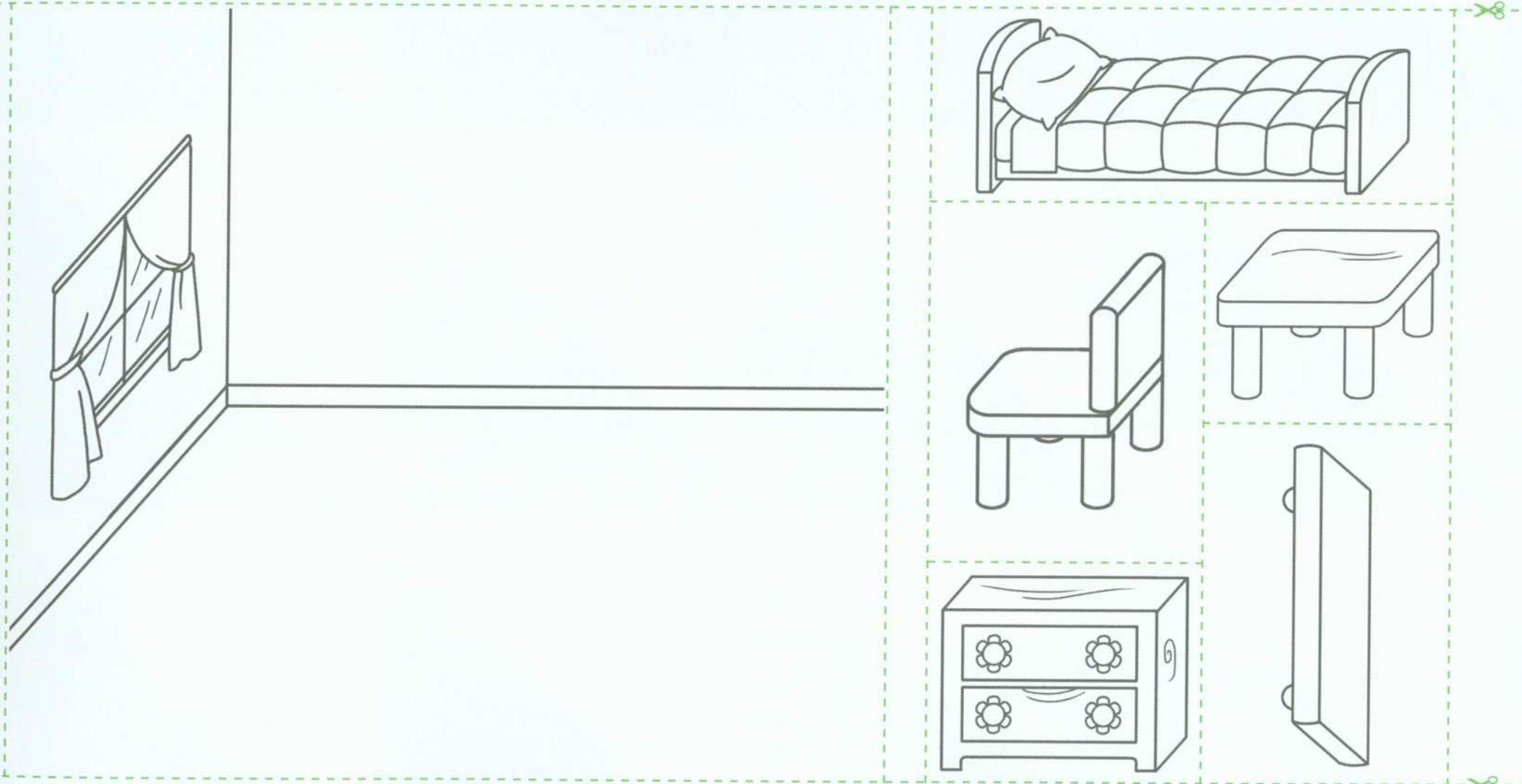
Show

and

Tell



1 Make your bedroom. Color, cut, and stick.



Structure: The (red) (chair) is next to the (table).

Unit 5 Project







## What happens in the garden ?



1 Number in order and say.







# Play with me

1 Draw lines and say.



eating



digging



watering



washing



planting



picking







1 Draw yourself. Choose a vegetable and make soup with Benny.



carrot



pumpkin



bean



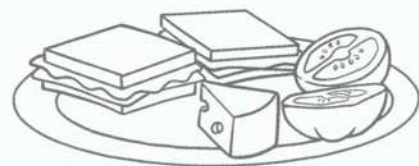
potato

# Say it with me

1 Color the pictures with the **ch** sound. Read and match.

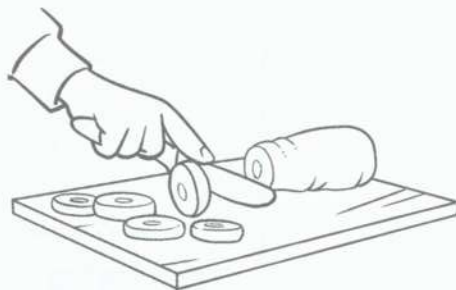


lunch



chop


bunch





## Follow me

1 Find and color the fruit and vegetables.







## Think with me

1 Look and color.



### Fifi's Challenge

How many bees are there? Circle.

12

14

15




Show

and

Tell



1 Draw your plant when it grows. Cut and stick.



Tuesday

Friday

Wednesday

Sunday

Monday

Thursday

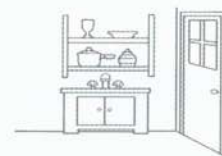
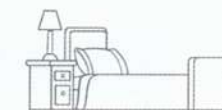

Saturday






## Review 2

1 Find and circle. Say.




## Review 2

1 Follow, draw, and say.



2 Color for you.






## What do farm animals do ?



1 Count and write. Say.







# Play with me

1 Read and ✓. Say.



She has sheep.

☐


cows.

☐

donkeys.

☐

horses.

☐

He has sheep.

☐

goats.

☐

chickens.


☐

cows.

☐



1 What happens in the story? Read and ✓.



It eats. ☐

It swims. ☐



It drinks. ☐

It eats. ☐





She says quack! ☐

She says ouch! ☐

1 Read and color the correct picture. Trace.



a thin dog



a fat frog



3 ducks









# Follow me





1 Find and circle the differences.





# Think with me

1 Count and write. Add one more.



## Fifi's Challenge

15

16

18








Show

and

Tell



1 Make your favorite farm animal. Cut and stick.



Structure: It's a (cow). It says (moo).

Unit 7 Project









## What do you wear when it's hot ?



1 What's next? Look and draw.





## Play with me

1 Read and color. Say.



I'm wearing a red skirt,  
and blue sandals.

I'm wearing a green  
jacket, a blue T-shirt,  
and green pants.







1 Make a story: choose, draw, and write.



sweater



shorts



T-shirt




pants



jacket

Your \_\_\_\_\_  
is/are dirty.




My \_\_\_\_\_  
is/are clean.



## Say it with me

1 Choose and circle. Draw and write.

socks / pants



hat / jacket




These are my \_\_\_\_\_.

This is my \_\_\_\_\_.



## Follow me

1 Color the correct picture. Draw ☺ and ☹.







## Think with me

1 Match and color. Trace.




spring



summer



fall



winter



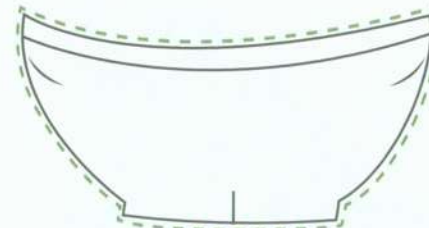

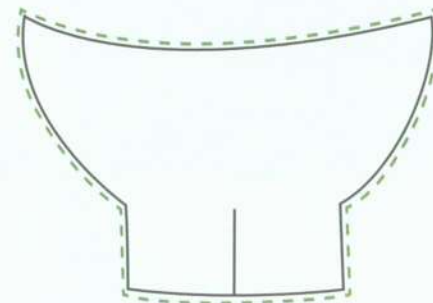
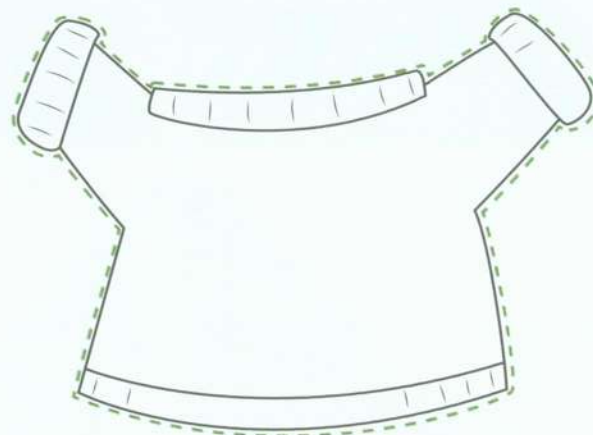
Show

and

Tell



1 Dress Benny the bear. Color, cut, and stick.



Structure: It's (winter). He's wearing a (sweater) and (pants).







# What do our senses tell us ?



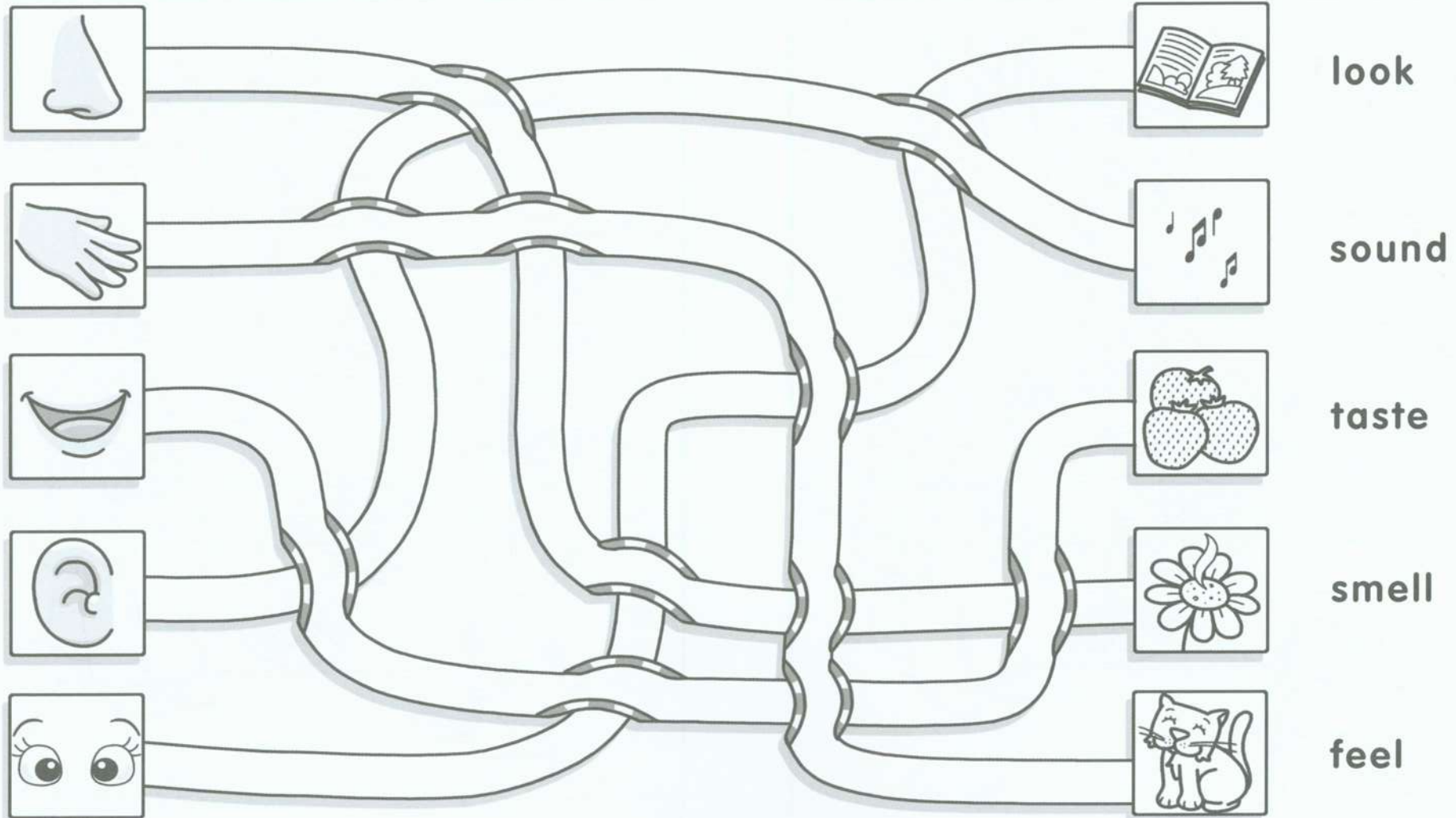
1 Find the differences and circle.





## Play with me

1 Follow and say.







1 What happens in the story? Read and write.

sounds

smells

tastes

feels



It \_\_\_\_\_ good.



It \_\_\_\_\_ loud.



It \_\_\_\_\_ hot.



It \_\_\_\_\_ delicious.



# Say it with me



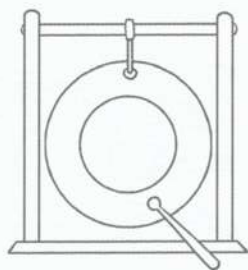

1 Color the pictures with the **ng** sound. Write.

bang

gong

sing



strong





# Follow me

1 Color the correct picture. Draw 😊 and ☹️.






## Think with me

1 Draw and color. Draw some more.

**loud**

**quiet**




**train**



**mouse**



**bike**



**donkey**



### Fifi's Challenge

A \_\_\_\_\_ is loud.

A \_\_\_\_\_ is quiet.





Show

and

Tell



1 Read and draw.


eyes

ears

mouth

nose

hands





# Review 3

1 Find and circle. Say.



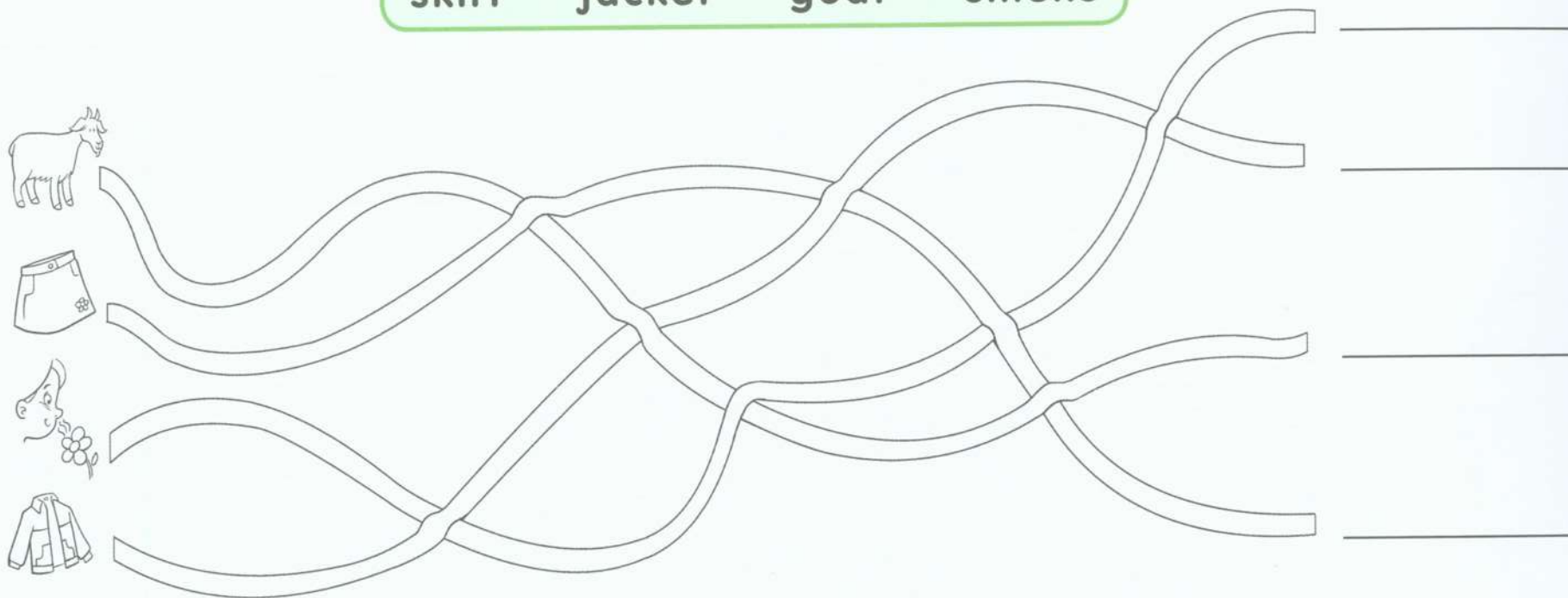
**Vocabulary:** cow, donkey, chickens, eat, T-shirt, skirt, pants, shorts, sandals, sweater, shirt, taste, delicious



# Review 3

1 Follow and write.

skirt jacket goat smells



2 Color for you.











# Songs

## Hello

### [1.01] Get ready to learn

SB page 4

Reach up to the sky,  
Now down to the ground.  
Touch your head,  
Now cross your arms.  
Touch your knees,  
And cross to your feet.

Stretch up high,  
And put your thinking cap on.  
Eyes up, eyes down,  
Look left, look right.  
Rub your ears,  
and pull, pull, pull.  
Now touch your fingers -  
tip, tip, tip.  
Now we're ready,  
We're ready to learn.

### [1.06] Jump, jump, jump

SB page 6

Jump, jump, jump,  
Here comes a rabbit.  
Fly, fly, fly,  
Now the bird is in the tree.  
Let's all be animals.  
Come on - do it with me!

Swim, swim, swim,  
Here comes a fish.  
Crawl, crawl, crawl,  
Now the spider is in the tree.  
Let's all be animals.  
Come on - do it with me!

## Unit 1

### [1.15] Look what we can do

SB page 13

Crayons and paint,  
Paper and glue.  
What can I do?  
What can I do?

We can work together.  
Look what we can do  
With crayons and paint,  
Paper and glue.

Crayons and paint,  
Paper and glue.  
What can I do?  
What can I do?

We can work together.  
Look what we can do  
With crayons and paint,  
Paper and glue.

### [1.20] Look at the picture

SB page 17

Look at the picture.  
What do you see?

I see red, brown, and green.  
It's a bird in a tree!

Look at the picture.  
What do you see?

I see orange and blue.  
It's a fish in the sea!



# Songs

## Unit 2

### [1.26] What can a bear do?

SB page 23

Can you sing quietly?

What can a bear do?

A bear can't walk

In slippery socks.

What can a bear do?

A bear can skip,

Skip to my Lou.

Skip, skip, skip to my Lou,

Skip, skip, skip to my Lou,

Skip, skip, skip to my Lou,

Skip to my Lou, my darling.

Can you sing loudly?

What can a hedgehog do?

It can't climb a tree,

Or fly like a bee.

What can a hedgehog do?

A hedgehog can skip,

Skip to my Lou.

Skip, skip, skip to my Lou,

Skip, skip, skip to my Lou,

Skip, skip, skip to my Lou,

Skip to my Lou, my darling.

Can you sing slowly?

What can a fox do?

A fox can't swim

Or go to the gym.

What can a fox do?

A fox can skip,

Skip to my Lou.

Skip, skip, skip to my Lou,

Skip, skip, skip to my Lou,

Skip, skip, skip to my Lou,

Skip to my Lou, my darling.

### [1.31] Count with me

SB page 27

How many circles do you see?

Count with me: one, two, three.

How many rectangles do you see?

Count with me: one, two, three.

How many triangles do you see?

Count with me: one, two, three.

How many squares do you see?

Count with me: one, two, three.

## Unit 3

### [1.37] It's your birthday

SB page 33

It's your birthday today,

It's a day to be happy.

We're all here to say

Happy birthday to you.

Open your eyes,

It's a big surprise.

A birthday balloon,

And some cake to eat, too!

It's your birthday today,

It's a day to be happy.

We're all here to say

Happy birthday to you.

### [1.42] I love my mom

SB page 37

I love my mom. She looks after me.

I love my dad. He does, too.

I love my grandma. She looks after me.

Who looks after you?

I'm happy, I'm happy,

With my family.

I love my grandpa. He looks after me.

I love my brother. He does, too.

I love my sister. She looks after me.

Who looks after you?

I'm happy, I'm happy,

With my family.



# Songs

## Unit 4

### [1.49] Weather song

SB page 45

Splish, splash, splish, splash, splish,  
splash

It's cloudy! It's rainy!  
I splish, splish, splash  
In my new blue boots.  
I'm not wet, I'm not wet,  
Mud puddle, mud puddle  
I'm not wet yet!  
Oh! Now I'm wet!

Splish, splash, splish, splash, splish,  
splash.

It's sunny! It's sunny!  
I splish, splish, splash  
In my new pink pool.  
I'm not hot, I'm not hot,  
Splish, splish, splash,  
I'm not hot, yet!  
Whew! Now I'm hot!

Splish, splash, splish, splash, splish,  
splash.

It's snowy! It's snowy!  
I stomp, stomp, stomp  
In my big black boots.  
I'm not cold, I'm not cold,  
Stomp, stomp, stomp,  
I'm not cold, yet!  
Brrr! Now I'm cold!

### [1.55] Sunday, Monday, Tuesday

SB page 49

Sunday, Monday, Tuesday,  
Wednesday, Thursday, Friday, Saturday,  
What day is it today?

Is it cold or is it hot?  
Is it windy or is it not?  
What's the weather like today?

Is it wet or is it dry?  
A cloudy or a sunny sky?  
What's the weather like today?

Sunday, Monday, Tuesday,  
Wednesday, Thursday, Friday, Saturday,  
What day is it today?

## Unit 5

### [2.06] Splashing in the bath

SB page 55

There's a big brown bear,  
A big brown bear,  
Splashing in the bath.

There's a little yellow duck,  
With the big brown bear,  
Splashing in the bath.

There's a big blue dolphin,  
With the little yellow duck,  
And the big brown bear,  
Splashing in the bath.

There's a black and white penguin,  
With the big blue dolphin,  
And the little yellow duck,  
And the big brown bear,  
Splashing in the bath.





# Songs

## Unit 6

### [2.18] Pumpkin soup

SB page 65

Pumpkin soup!  
We're picking the pumpkins,  
We're chopping them fast,  
We're stirring the soup,  
We're eating at last!  
Pumpkin soup!

Ugh! This soup is gloop!  
Let's add some potatoes.  
Let's taste it now.  
Sip, sip, sip,  
This soup is WOW!

Blah! This soup is gloop!  
Let's add some beans.  
Let's taste it now.  
Sip, sip, sip,  
This soup is WOW!

Pumpkin soup!  
We're picking the pumpkins,  
We're chopping them fast,  
We're stirring the soup,  
We're eating at last!  
Pumpkin soup!

### [2.23] Hopscotch song

SB page 69

One, two, three, four,  
Five, six, seven, eight,  
Nine, ten and back again.  
That's the way we play!  
That's the way we play!

Buzz, buzz, buzz like a bee,  
Making honey just for me.  
Hop and jump to number ten,  
Turn around, come back again.

One, two, three, four,  
Five, six, seven, eight,  
Nine, ten and back again.  
That's the way we play!  
That's the way we play!

## Unit 7

### [2.30] What do the animals do?

SB page 77

What do the animals do  
Down at the farm?  
The horses eat grass,  
The donkeys drink water,  
The chickens say cluck,  
And the cute little sheep say  
Bah, bah, bah.  
Down at the farm,  
Down at the farm.

What do the animals do  
Down at the farm?  
The cows eat grass,  
The ducks drink water,  
The frogs say croak,  
And the funny little goats say  
Maa, maa, maa.  
Down at the farm,  
Down at the farm.

### [2.37] One more cow

SB page 81

On my farm, I have ten cows.  
One more cow. How many now?

On my farm, I have eleven cows.  
One more cow. How many now?

On my farm, I have twelve cows.  
One more cow. How many now?

On my farm, I have .....

On my farm I have twenty cows.  
No more cows!



# Songs

## Unit 8

### [2.43] Swishy, swishy

SB page 87

Look at the sweater,  
The dirty, dirty sweater.  
Put it in the washing machine.  
Push, push the button.  
Are you ready, team?

Swishy, swishy, swishy,  
In the washing machine.  
Swishy, swishy, swishy,  
In the washing machine.  
Swishy, swishy, swishy,  
Now my clothes are CLEAN!

Look at the sweater,  
The dirty, dirty sweater.  
Put it in the washing machine.  
Push, push the button.  
Are you ready, team?

Swishy, swishy, swishy,  
In the washing machine.  
Swishy, swishy, swishy,  
In the washing machine.  
Swishy, swishy, swishy,  
Now my clothes are CLEAN!

### [2.48] What do you wear?

SB page 91

What do you wear in the spring?  
What is your favorite thing?  
Is it pants or a skirt,  
A sweater or a T-shirt?  
What do you wear in the spring?

What do you wear in the fall?  
What do you like best of all?  
Is it pants or a skirt,  
A sweater or a shirt?  
What do you wear in the fall?

## Unit 9

### [2.54] My senses

SB page 97

How does it smell?

My nose is the part of me,  
That smells and tells me,  
It's good or it's bad.  
It's my nose.  
Sniff, sniff, sniff.

How does it sound?

My ears are the part of me,  
That hear the sound and tell me,  
It's loud or it's quiet.  
It's my ears.  
Wiggle, wiggle, wiggle.

How does it look?

My eyes are the part of me,  
That look and see and tell me,  
It's big or it's small.  
It's my eyes.  
Blink, blink, blink.

How does it taste?

My mouth is the part of me,  
That tastes and tells me,

It's delicious or not.  
It's my mouth.  
Smile, smile, smile.

How does it feel?

My fingers are the part of me,  
That touch and feel and tell me,  
It's hard or it's soft.  
It's my fingers.  
Snap, snap, snap.

### [2.59] Listen

SB page 101

Listen, listen, use your ears.  
What does it sound like?  
Open your ears!

Listen, listen, use your ears.  
What does it sound like?  
Open your ears!

Listen, listen, use your ears.  
What does it sound like?  
Open your ears!

Listen, listen, use your ears.  
What does it sound like?  
Open your ears!



## Hello

### [1.08] Alphabet chant

SB page 8

A says a, B says b, C says c, D says d,  
E says e. One, two, three ...  
Say the alphabet with me.

F says f, G says g, H says h, I says i,  
J says j. One, two, three ...  
Say the alphabet with me.

K says k, L says l, M says m, N says n,  
O says o. One, two, three ...  
Say the alphabet with me.

P says p, Q says q, R says r, S says s,  
T says t. One, two, three ...  
Say the alphabet with me.

U says u, V says v, W says w, X says x,  
Y says y, Z says z. One, two, three ...  
Say the alphabet with me.

## Unit 1

### [1.18] Please and Thank you

SB page 15

We say please and thank you, too.  
We say please and thank you, too.  
Little words that are easy to say,  
So let's remember them every day.

## Unit 2

### [1.29] Line up!

SB page 25

Stop!  
Line up!  
Line up!  
Keep calm.  
Keep calm.  
Wait your turn.  
Wait your turn.  
Walk slowly.  
Walk slowly.

## Unit 3

### [1.40] Little hands

SB page 35

Little hands be careful,  
Pick it up and hold it tight.  
Little hands be careful,  
And everything will be alright!

## Unit 4

### [1.52] The more you grow

SB page 47

The more you grow,  
The more you know,  
So, show respect like this:  
Listen to your teacher,  
Answer your dad,  
Help your grandma,  
Be good, not bad.





# Chants

## Unit 5

### [2.10] We like to help

SB page 57

We like to help at home.  
We put our toys  
In the drawers,  
We like to do our chores.

We like to help at home.  
We clean our room,  
Pick up litter from the floor,  
We like to do our chores.

### [2.12] What's the number on your door?

SB page 59

One, two, three, four,  
What's the number on your door?  
Show me!

One, two, three, four,  
What's the number on your door?  
Show me!

One, two, three, four,  
What's the number on your door?  
Show me!

One, two, three, four,  
What's the number on your door?  
Show me!

## Unit 6

### [2.21] The fruit and vegetable boogie

SB page 67

Apples, carrots and beans!  
Yes, yes, please!  
Let's do the fruit and vegetable boogie,  
Yeah!

Boogie with the apples,  
Boogie with the carrots,  
Boogie with the beans.  
Yes, yes, please!  
Let's do the fruit and vegetable boogie,  
Yeah!

## Unit 7

### [2.34] Look after your world

SB page 79

When out and about,  
Think about the animals,  
Think about your world.  
Don't litter, be smart,  
Look after your world!

## Unit 8

### [2.46] Keep it clean

SB page 89

Put the paints  
In their place.  
Keep your dirt  
Off your shirt.

Keep it clean,  
Keep it clean,  
Wipe, wipe, wipe,  
Smile, smile, smile!

## Unit 9

### [2.57] Wait your turn

SB page 99

One at a time,  
Wait your turn, wait your turn.  
Don't talk at once –  
It isn't clear.  
Be quiet and listen,  
Then we all can hear.  
One at a time.  
Wait your turn, wait your turn.

**OXFORD**  
UNIVERSITY PRESS

Great Clarendon Street, Oxford, OX2 6DP, United Kingdom

Oxford University Press is a department of the University of Oxford.  
It furthers the University's objective of excellence in research, scholarship,  
and education by publishing worldwide. Oxford is a registered trade  
mark of Oxford University Press in the UK and in certain other countries

© Oxford University Press 2014

The moral rights of the author have been asserted

First published in 2014

2018 2017 2016 2015

10 9 8 7 6 5 4 3

#### **No unauthorized photocopying**

All rights reserved. No part of this publication may be reproduced, stored  
in a retrieval system, or transmitted, in any form or by any means, without  
the prior permission in writing of Oxford University Press, or as expressly  
permitted by law, by licence or under terms agreed with the appropriate  
reprographics rights organization. Enquiries concerning reproduction outside  
the scope of the above should be sent to the ELT Rights Department, Oxford  
University Press, at the address above

You must not circulate this work in any other form and you must impose  
this same condition on any acquirer

Links to third party websites are provided by Oxford in good faith and for  
information only. Oxford disclaims any responsibility for the materials  
contained in any third party website referenced in this work

ISBN: 978 0 19 477916 6

Printed in China

This book is printed on paper from certified and well-managed sources

#### **ACKNOWLEDGEMENTS**

*Cover images by:* Getty Images (Getty Images/STOCK4B) illustration by  
Mike Garton/Bright Agency (in the style of Rob McClurkan)

*Illustrations by:* Mike Byrne/Advocate-Art pp.1, 4; Silvia Sponza/Good  
Illustration Ltd pp.5, 9, 10, 13, 15, 17, 18, 21, 25, 26, 29, 31, 35, 36, 39, 43, 47,  
48, 49, 51, 52, 55, 57, 61, 65, 67, 69, 70, 73, 77, 78, 83; Jorge Santillan/Beehive  
Illustration pp.6, 12, 14, 20, 22, 23, 28, 30, 33, 34, 38, 40, 46, 54, 56, 59, 60, 62,  
64, 66, 74, 80, 82, 85, 86; Mike Garton/Bright Agency p.11, 19, 27, 34, 37, 44,  
45, 53, 63, 71, 75, 79, 81, 87; Rob McClurkan/Bright Agency p.8