

Show and Tell



Activity Book
3



Gabby Pritchard
Margaret Whitfield

OXFORD
UNIVERSITY PRESS

Scope and Sequence

UNIT & BIG QUESTION	VOCABULARY	STRUCTURES	VALUE AND FUNCTIONAL LANGUAGE	PHONICS	CLIL	PROJECT
Hello Can you remember?	May, Sam, Anna, Bird, Mom, Dad, Grandma, Grandpa, kittens, school, grapes, pen, hot, thirsty, jumper, boots, frogs, erasers, socks, beans, stars, days of the week, swing, sing, run, walk, climb, sit, talk, bath, bus, duck, flag, fish, frog, butterfly, wings, body	There are (11 boots). On (Monday) we (go on the swing). Can you see (a bath)? Yes, I can./No, I can't. My butterfly has a (blue body).		The alphabet, digraphs and blends review: bl, ch, ck, dr, fl, fr, ng, sk, sh, sl, sp, st, sw, th, tr black, chop, rock, drum, flip, frog, ship, skip, sled, spin, stop, swim, thin, truck		Making a butterfly display
Unit 1 What's your school like?	door, floor, window, ceiling, light, sink, cool, snore, sleep, stairs, knock on the door, welcome, classroom, computer room, art room, schoolyard, read	Where's the (green) butterfly? It's on the (sink). Are you pointing to the (floor)? Yes I am./No, I'm not. Don't stand, come in, turn on, close/open the door, open/close your books. These children (read stories) in their (classroom).	Being kind and welcoming to newcomers: Welcome to our school. Come on. Let's play.	tch stretch, catch consonant blends review stand up, stamp your feet, cross your legs	Social Science: Places and activities in school	Making a poster about your class
Unit 2 What do you like to eat?	meat, vegetables, fruit, pasta, rice, milk, breakfast, lunch, dinner, dessert, cereal, salad, bread, get fit	Pass the (rice), please. Here you are. Do you like (fruit)? I like/love/don't like (fruit). Do you want some (fruit)? Yes, please./No, thank you. I want some (cake). I don't know. It's good for you. I/We have (cereal) for (breakfast). What's for (dinner)?	Offering and accepting food politely: Would you like some (cheese)? Would you like a (drink)? Yes, please./No, thank you.	long e: spelling ea peaches, meat, peas, beans, eat	Social Science, Science: Meal times, Healthy eating	Making a class picnic
Unit 3 What happens on your birthday?	(birthday) cake, present, card, mask, candle, game, here, there, party, treasure hunt, shiny, silver, beads, necklace, fun, lovely, January, February, March, April, May, June, July, August, September, October, November, December	There's a (birthday cake). There are (6 candles). I have (1 mask). How many (presents) are there? How many (presents) altogether? There are (5) in my box. There's something (shiny) My birthday is in (June). When's your birthday?	Showing you care about your family: Happy birthday. This is for you. Thank you. It's lovely.	long a: spelling ay way, today, play, gray	Social Science: Different ways of celebrating birthdays	Making a class birthday poster
Revision story 1: Cinderella	cry, o'clock, try on, fit, get married	(The shoe) is too small. (The shoe) fits Cinderella.	Respecting others: I'm sorry. May I come?			
Unit 4 What's in your neighborhood?	swimming pool, zoo, library, supermarket, coffee shop, park, ice cream shop, doctor, hurting, stay, waterslide, Numbers 20-29, street, sign, clock	Where's (Sam)? He/She's at the (swimming pool). Do you want to go to the (zoo)? Yes, I do./No, I don't. I want to go to (the doctor). Which number is on a (bus)? I think number (21) is on a (bus).	Being safe on the street: Look, it's green/red. Stop and wait. It's safe to cross now.	long o: spelling oo school, pool, cool,	Math, Social Studies: Exploring numbers in your neighborhood	Making your own neighborhood

UNIT & BIG QUESTION	VOCABULARY	STRUCTURES	VALUE AND FUNCTIONAL LANGUAGE	PHONICS	CLIL	PROJECT
Unit 5 How do you have fun?	dance, run, jump rope, roller skate, ride a bike, ride a scooter, zooming, try, help me, look out, silly, basketball, soccer, table tennis, hit, paddle, net	<i>Can he/she (roller skate)? Who's (running)? Dad.</i> Are you (riding) scooters? Yes, we are./No, we aren't. We're (riding bikes). I love (flying my kite). I don't like (flying). He's/She's playing (catch). He's/She's good at (catching). I'm good at (catching). (It's) my favorite sport.	Taking turns: Can I have a turn, please? Just a minute, I want to finish this. It's your turn now.	Long i: spelling y by, sky, dry	Physical Education: Ball games	Making a Favorite Sports graph
Unit 6 Which animals live in the wild?	elephant, giraffe, crocodile, monkey, lion, parrot, tail, teeth, neck, sparkling, sharp, scary, long, scared wavy, rat, bat, numbers 30-100, centimeter, meter	<i>What are they? They're (lions). There are (4) lions.</i> <i>The (monkeys) are jumping.</i> Do they have (big) teeth? Yes, they do./No, they don't. We (don't) have (scary) (eyes). They're (taller) than me. They have (long) (legs). This monkey is (50)cm tall. It's taller/shorter than the (deer).	Respecting nature: Look, but don't touch.	Long o: spelling oa foal, toad, goat	Math, Science: Using numbers 30-100 to talk about the height of wild animals	Making animal masks
Revision story 2: Mouse Deer and Crocodile	river, race, win, king, know, trick, line up	I'm too small (for lunch).	Being smart: Thank you for helping me.			
Unit 7 What jobs do people do?	chef, police officer, firefighter, nurse, taxi driver, vet, horrible, sick, prickles, zookeeper, work, hospital, police/fire station, drive, fire truck, uniform	<i>He's/She's wearing a (hat).</i> <i>He's/She's in the (coffee shop).</i> Is he/she a (police officer)? Yes, he is./No, he isn't. He's/She's a (firefighter). Are they (doctors)? Yes, they are./No, they aren't. He/She (works) in a (hospital). Does he/she (work) in a (hospital)? Yes, he/she does./No, he/she doesn't.	Helping other people: What's wrong? I'm sick. How do you feel now? Much better, thanks.	-er, -or endings singer, actor, doctor, teacher	Social Science: Jobs, uniforms, and places of work	Making a jobs picture display
Unit 8 How do we make music?	flute, piano, drums, tambourine, shaker, guitar, fast, quietly, shout, louder, quieter, slower, faster, trumpet, violin	<i>He's/She's/I'm playing the (flute).</i> He/She likes to play the (piano). I like to play (fast) (music). Listen to the (trumpet). The music gets (louder).	Including others: What's wrong with (James)? Maybe he's lonely. Come and play with us. Okay. Thanks.	ou as in mouth count, mouth, loud, shout, sounds	Music: Playing musical instruments	Making shakers
Unit 9 When do we change our clothes?	tracksuit, sneakers, jeans, shirt, pajamas, slippers, blanket, take off, swap, morning, night, hanging, ballet shoe, costume, cape, superhero, pirate, tiara, fairytale, eye patch, wand, scarf, princess	<i>He's/She's wearing (a shirt).</i> Is he wearing (blue jeans)? Yes, he is./No, he isn't. Is he putting on his (pajamas)? My pajamas are too big/small He's/She's (putting on) his/her (jeans). This is (Max's) favorite costume. Whose (hat) is this? It's (Elliot's).	Helping at home: Put your (clothes) away. Then you can find (them).	Short u: spelling oo look, wool, hook	Language arts: Costumes from books	Dressing up as your favorite story character
Revision Story 3: Little Lukie	noise, gorgeous, another, butter, sweet, perfect, bite	I'm the coolest cat!	Being brave: Don't eat me (for lunch).			

Can you remember ?

1 Match and color.

Dad

Grandpa


Sam

Grandma

Mom

Anna

May





Play with me

1 Read and draw.

12 red balloons



13 green pens



14 yellow socks



11 blue T-shirts

A large, empty rectangular box with a purple border, intended for drawing 12 red balloons.A large, empty rectangular box with a purple border, intended for drawing 13 green pens.A large, empty rectangular box with a purple border, intended for drawing 14 yellow socks.A large, empty rectangular box with a purple border, intended for drawing 11 blue T-shirts.



Sing with me

1 Trace.

Monday


Tuesday

Wednesday

Thursday







Friday

2 Draw yourself and say.



Say it with me

1 Follow and say. Trace.

b	o	th	bath	
fr	a	g	frog	
sh	i	p	ship	
fl	a	g	flag	
tr	u	ng	truck	
sw	i	ck	swing	



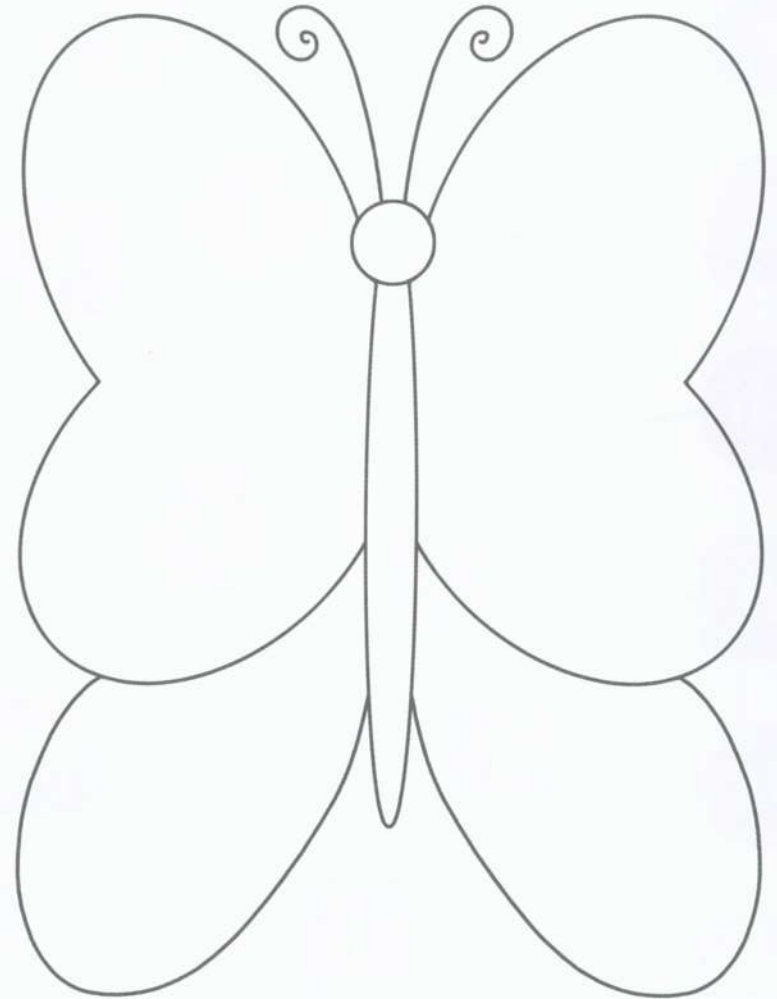

Show

and

Tell



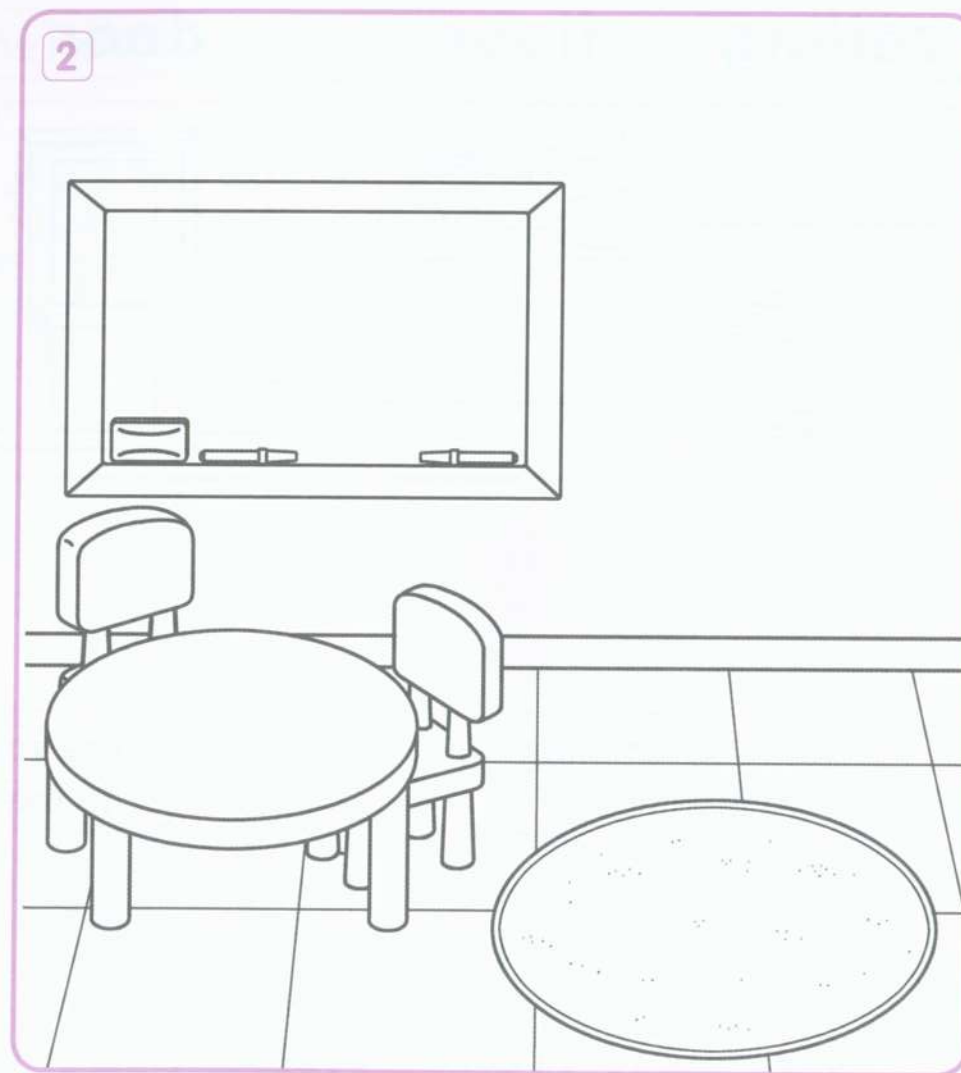

1 Complete and color the butterflies. Say the shapes.



What's your school like ?



1 Draw what's missing in picture 2. Color and say.





Play with me

1 Color, read, and trace.

ceiling

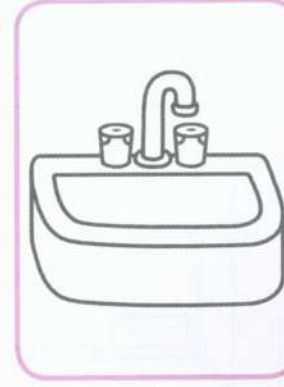
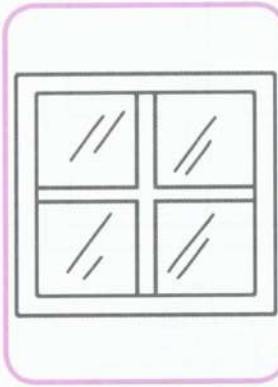
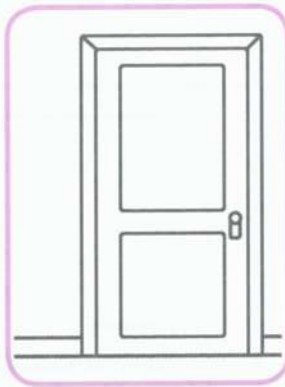
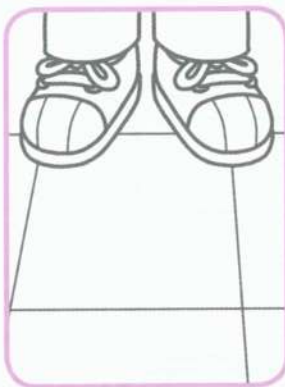

floor

door

window

light

sink



Are you pointing
to the ceiling?

Are you pointing
to the window?

Are you pointing
to the light?

Yes, I am.

No, I'm not.

Yes, I am.

No, I'm not.

Yes, I am.

No, I'm not.

Read with me

1 Read and match. Draw Prickly.

Open the door.



Come in.



Turn on the music.



Sit down.



Open your book.



Say it with me

1 Match and trace.



• catch

• stretch

• kitchen

2 Complete the words.

cl

st

cr



_____amp

_____oss

_____ap



Follow me

1 Write and draw.

house

school

bedroom

classroom



Welcome to our



Welcome to our



Welcome to our



Welcome to my




Think with me

1 Trace. Match and say.



kitchen



living room



yard



Fifi's Challenge

What do you do in
the bedroom?
Draw and say.



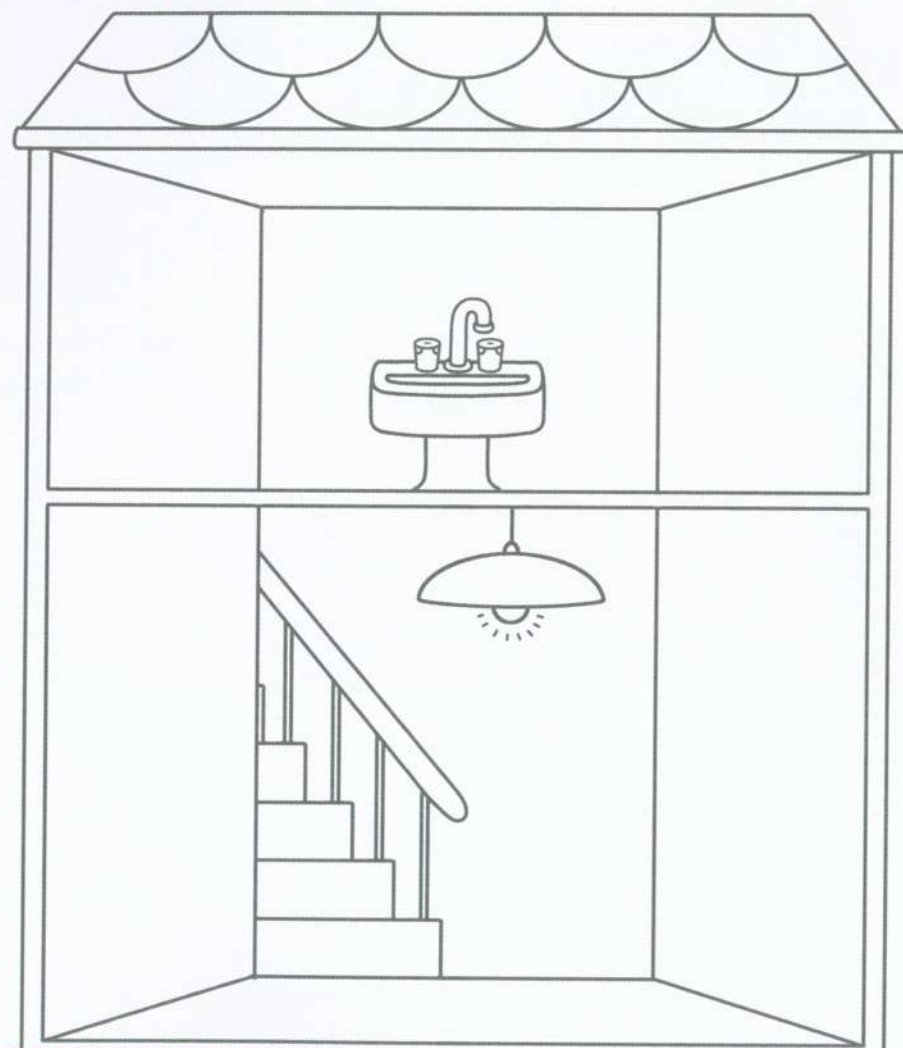
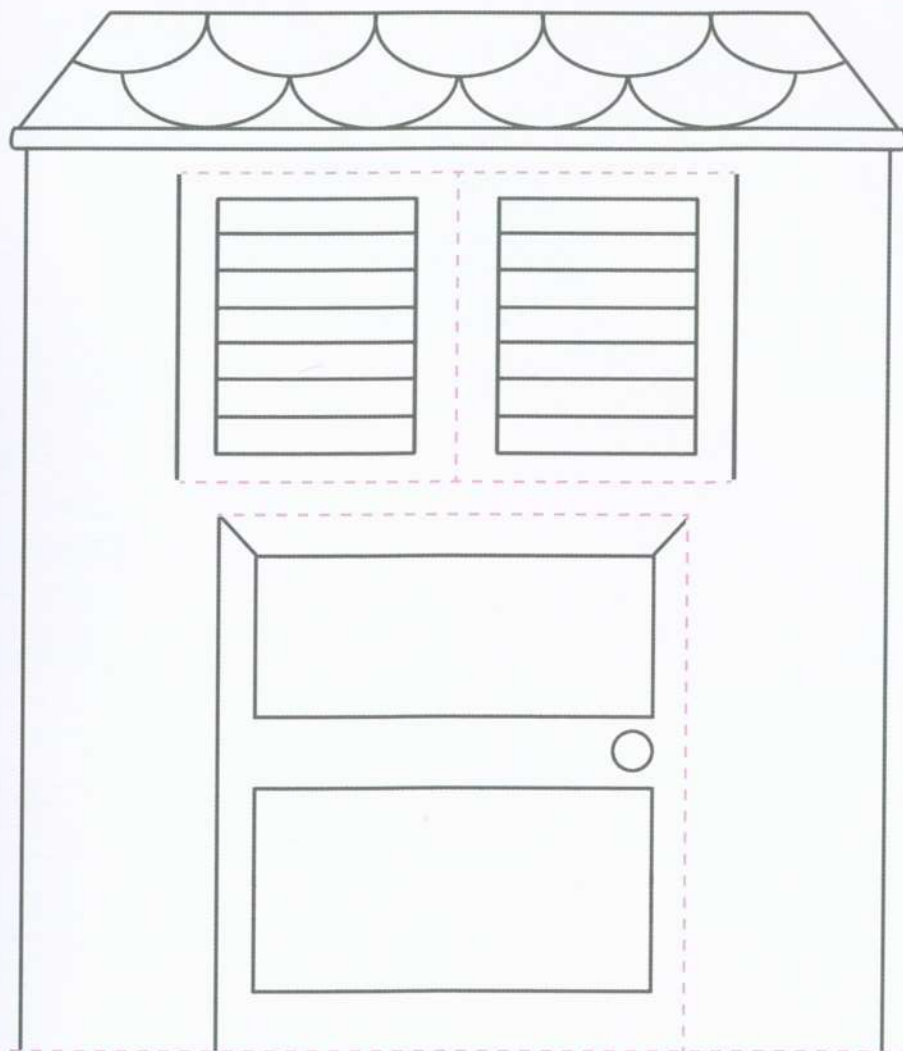
Show

and

Tell



1 Make a house. Cut and stick.




Structure: There's a (sink) in my house.

Unit 1 Project

What do you like to eat ?




1 Draw and say.





Play with me

1 Trace. Match and say.



vegetables
pasta

fruit
rice

meat
milk



2 Read and answer. Color.



Do you want some pasta?

Read with me

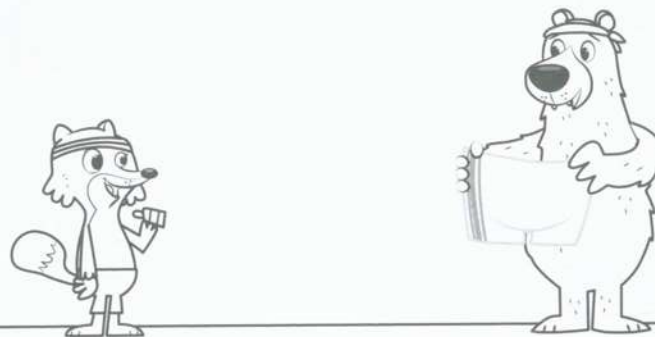
1 Draw. Circle the correct word.

I want some cake / honey.



Let's get fit.

Okay. Let's run / read.



I'm thirsty. I want
some milk / juice.




I want some pasta / fruit.



Say it with me


1 Trace. Match and say.



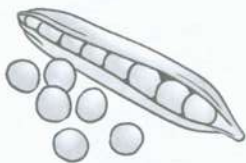
• meat



• peas



• beans

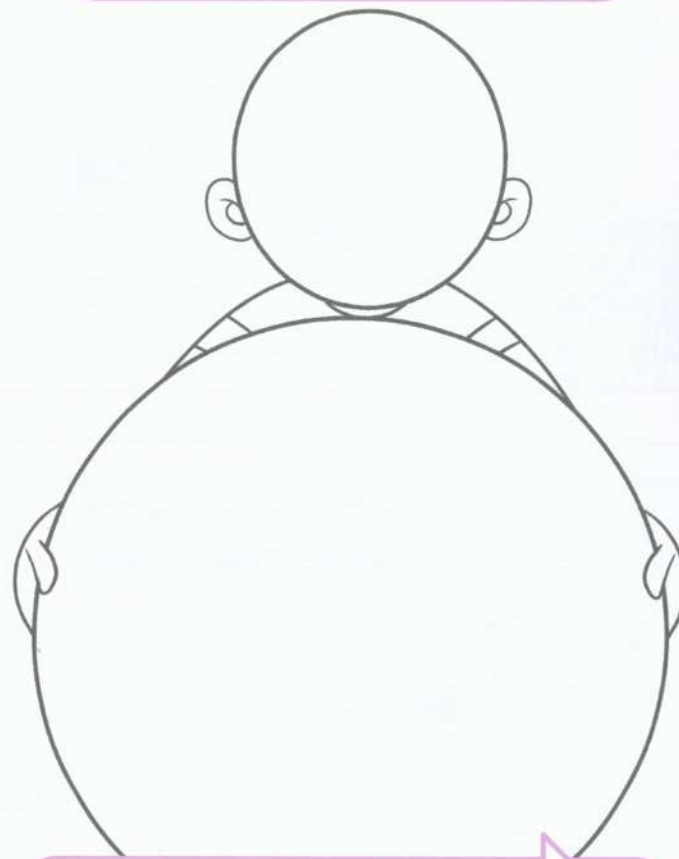


• peaches

2 Choose and draw. Write and say.

peaches
meat

beans
peas



I want _____ to eat.




Follow me

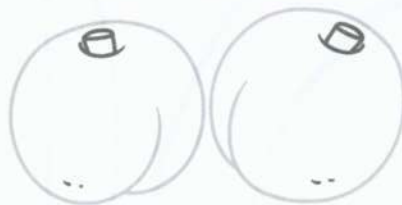
1 Read, draw, and trace.



Would you like
some strawberries?



Yes, please.



No, thank you.



Would you like some grapes?



Yes, please.




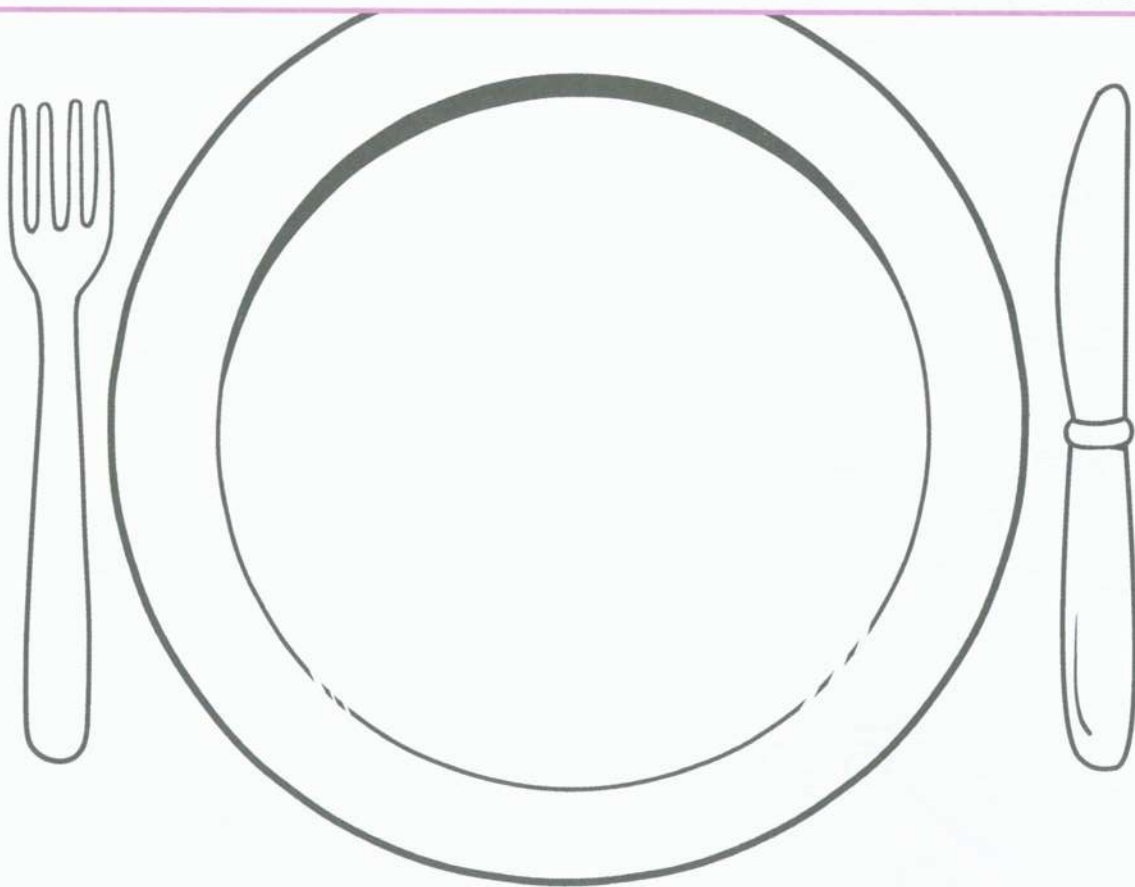
No, thank you.



Think with me

1 Read and write. Draw.

I have _____ and _____ for dinner.



sandwiches




salad



rice




meat



fruit



bread



fish



vegetables




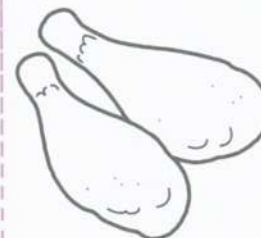
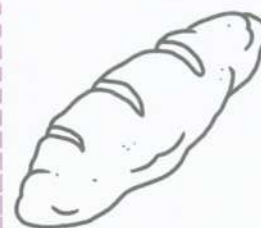
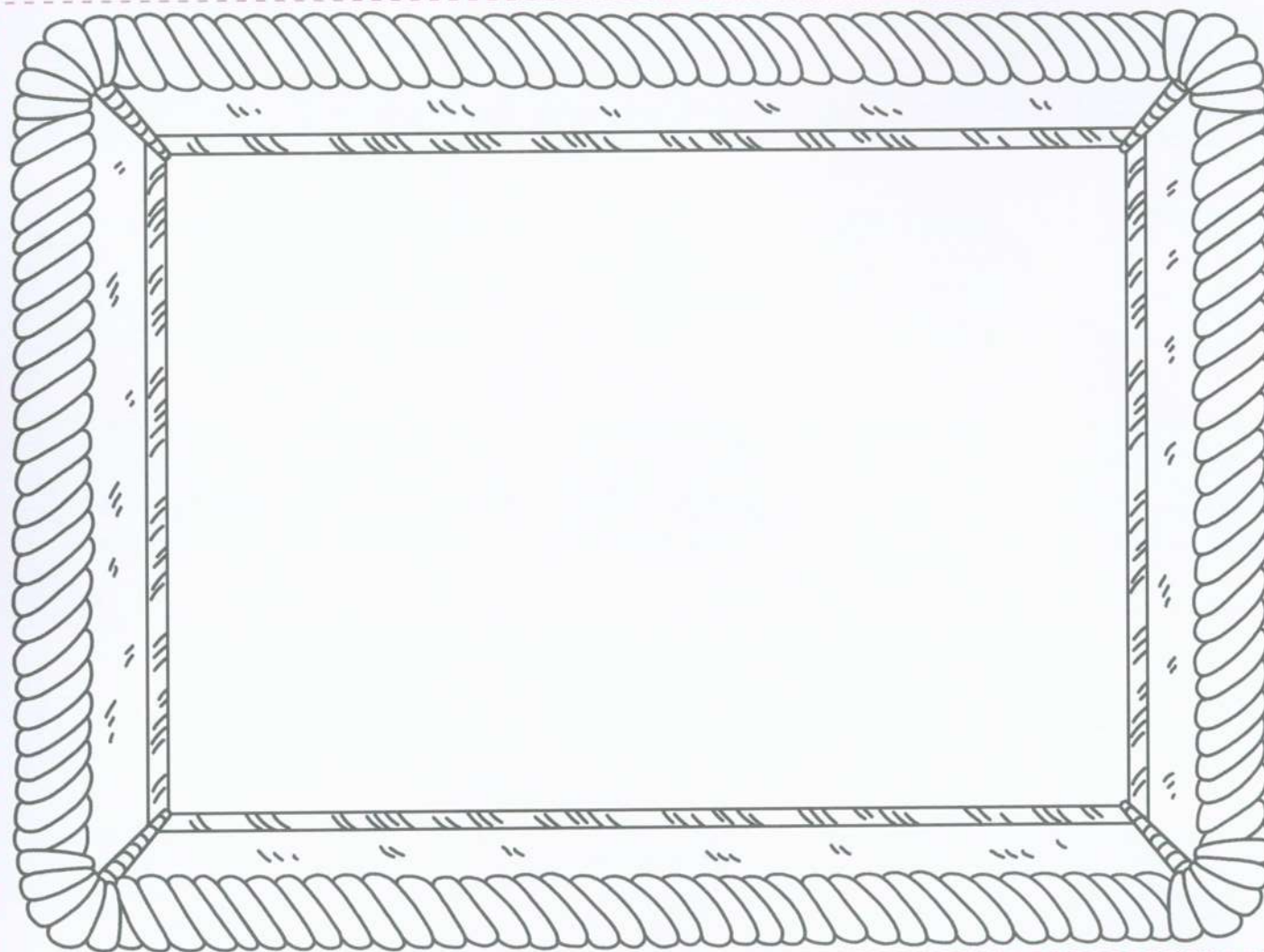
Show

and

Tell



1 Make a picnic basket. Cut and stick.

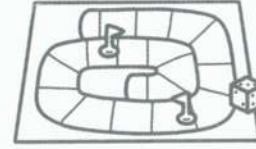
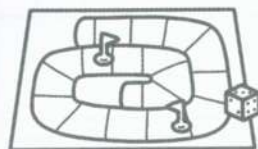
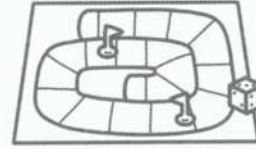
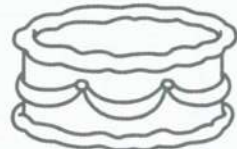
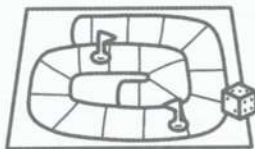
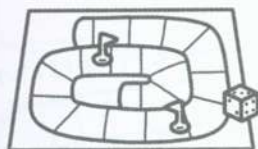
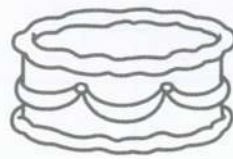


Structure: This is my picnic. I have some (milk).

What happens on your birthday ?



1 What's next? Look and draw.





Play with me

1 Draw and write. Say.

birthday cake


game

card

mask

candle

present



Read with me

1 Read and number. Color and tell the story.



Say it with me

1 Join the **ay** words. Say.



party

today

way

eat

say

birthday

fun

clap

play

mask




2 Write.

say

way

play

gray





Follow me

1 Circle the correct behavior.





Think with me

1 Trace the correct month.

January

February

March

May

May

June

August

July

September

October

January

November



Fifi's Challenge

Write. My birthday is in _____.




Show

and

Tell



1 Make family birthday presents. Write.



Structure: (Amy's) birthday is in (June).

Unit 3 Project

Review 1

1 Find and circle the differences. Say.



Vocabulary: light, sink, balloons, fruit, milk, masks, presents, birthday cake, candles

Review 1

33

Review 1

1 Complete the sentences and say.



meat



rice

I have _____
for dinner.



a party



presents

I have _____
on my birthday.



art room



computer
room

I paint in the
_____.






2 Color for you.



What's in your neighborhood ?



1 Match and say.





Play with me

1 Trace. Write and say.



swimming
pool



library




coffee
shop



park




supermarket



zoo



Do you want to go to the _____ ?



Do you want to go to the _____ ?



Do you want to go to the _____ ?

Read with me

1 Match and say.



Structure: I want to go to the (lake).


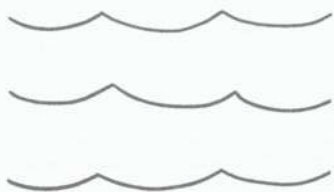
Unit 4 Lesson 3

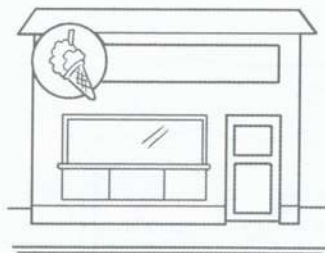
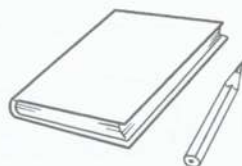

37

Say it with me

1 Color the pictures with the long oo sound. Write.

school pool zoo





2 Read and draw.



a red balloon



a gray boot




Follow me

1 Color and match.



Stop

Go





Think with me

1 Find the numbers. Circle and say.



20

21

22

23

24

25

26

27

28

29



Fifi's Challenge

Find which number is missing.






Show

and

Tell



1 Draw yourself in your favorite place in your neighborhood.



Structure: This is my favorite place in my neighborhood. It's a ...

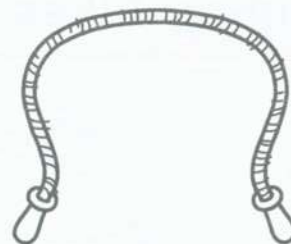
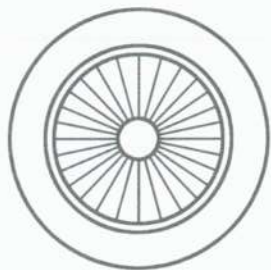
Unit 4 Project

41

How do you have fun ?



1 Match and say.



Vocabulary: dance, run, jump rope, roller skate, ride a bike, ride a scooter



Play with me

1 Look and write.

dancing

riding bikes

running

jumping rope



We're riding
scooters.



We're roller
skating.



We're _____.



We're _____.



We're _____.



We're _____.

2 Draw yourself and your friend.
Read and answer.

Are you running?

Read with me

1 Read and match.

Help!

We're riding bikes.



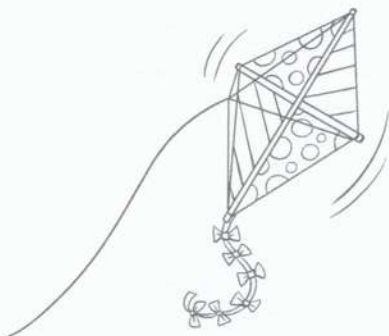
We love flying kites.



Say it with me

1 Write.

dry sky fly my



2 Read and draw.

It's hot and dry.

The sun is in the sky.



A  is flying by.





Follow me

1 Color the correct picture. Draw ☺ or ☹.





Think with me

1 Match and write. Say.

~~catch~~

basketball

soccer

table tennis



He's playing
catch.



He's playing
_____.



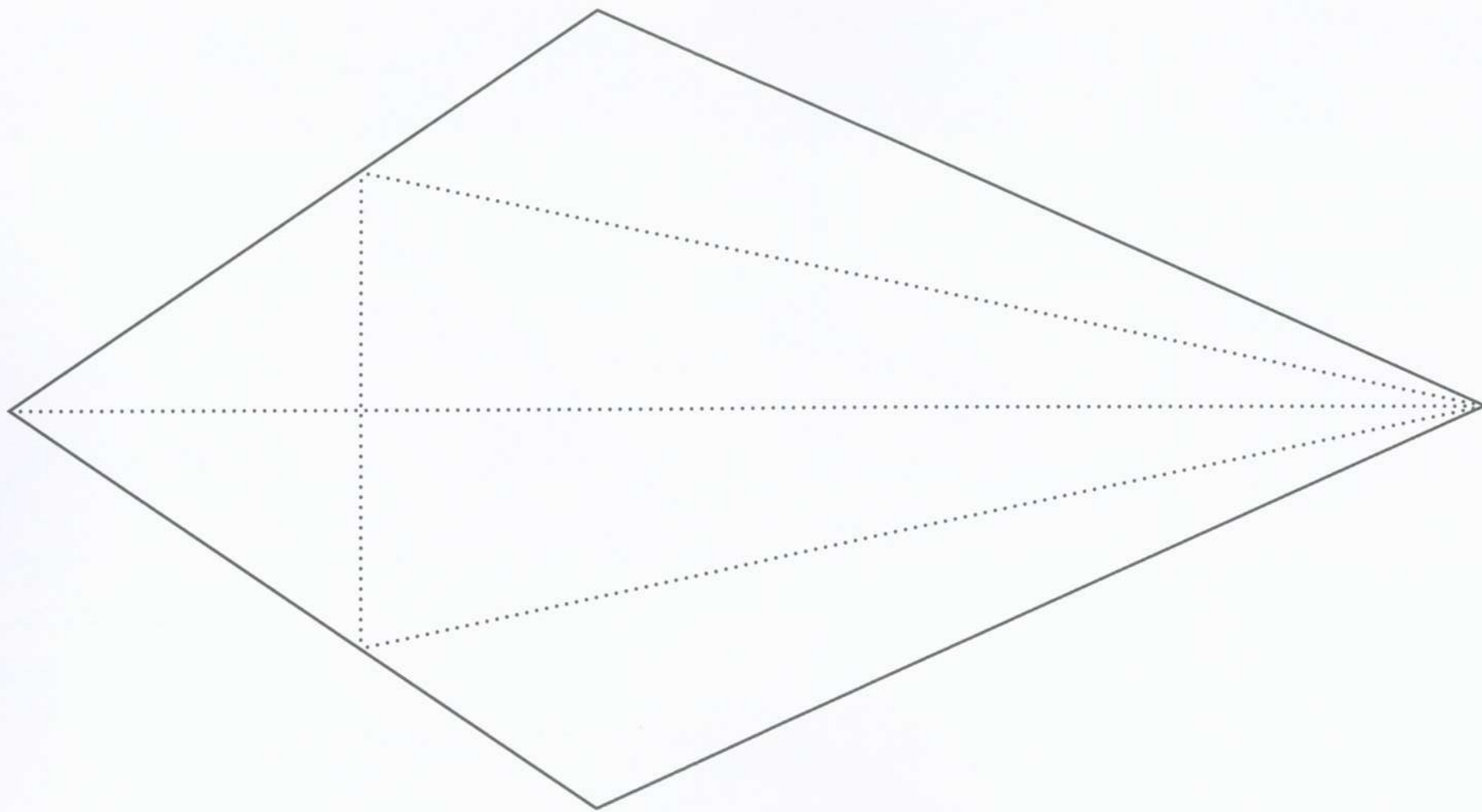
She's playing
_____.



She's playing
_____.




1 Make a kite. Cut and fold.



Which animals live in the wild ?



1 Find and color the animals. Count and write the numbers. Say.
















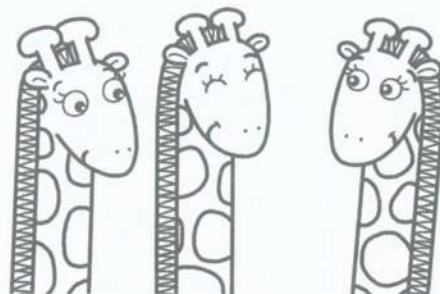
Play with me

1 Write. 2 Read and answer.



elephants


Do they have
big noses?



Do they have
big ears?




Do they have
long tails?



Do they have
long legs?



Do they have
big eyes?



Do they have
big teeth?

giraffes

~~elephants~~

monkeys






lions

crocodiles

parrots



Read with me

1 What happens in the story? Number.



Say it with me

1 Color the pictures with the long o sound for spelling oa.



2 Look and write.

boat

coat

goat

toad



The _____ is on a _____.




The _____ has a _____.



Follow me


1 Trace and match.



Look
and
touch.



Look but
don't
touch.






Think with me

1 Write and say.

The tiger is taller
than the deer.

deer lion monkey penguin tiger zebra



Fifi's Challenge

Complete.

The penguin is taller than the _____. The lion is shorter than the _____.




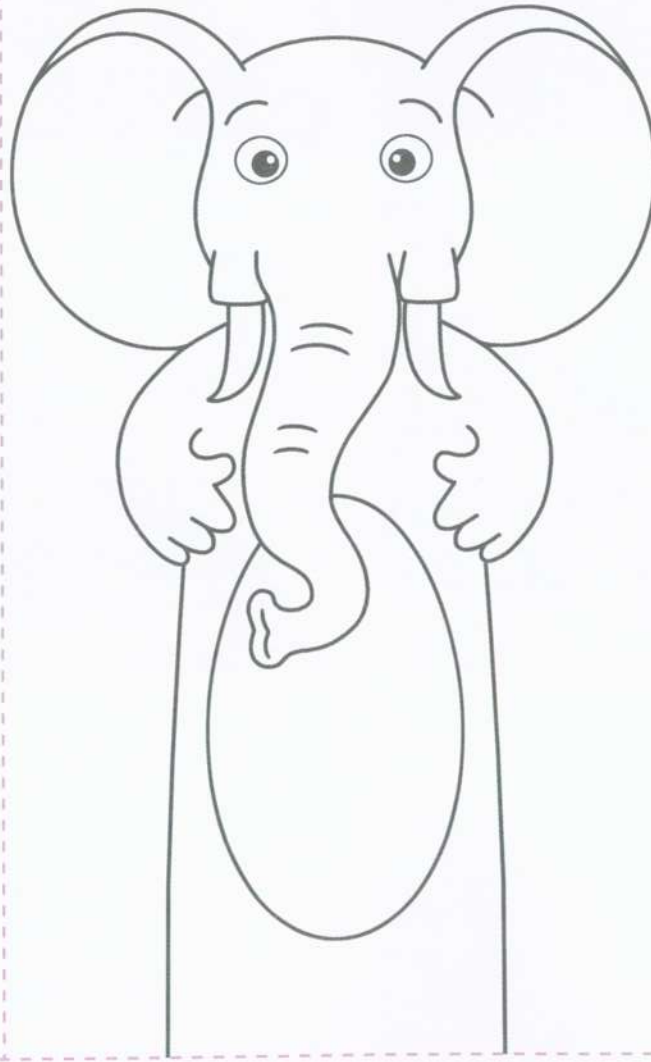
Show

and

Tell





1 Color, cut out, and stick. Play.



Review 2

1 Find and circle the differences. Say.

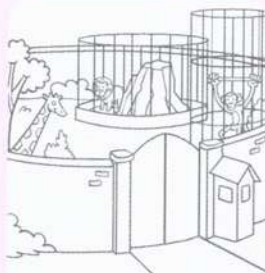


Vocabulary: coffee shop, swimming pool, library, park, ice cream shop, ride a bike, roller skate, jump rope, lion, giraffe, monkey, elephant, parrot

Review 2

1 Look and write. Complete the sentences and say.

deer park running
toad soccer zoo



I'm good at _____.

I want to go to the _____.

I'm taller than a _____.


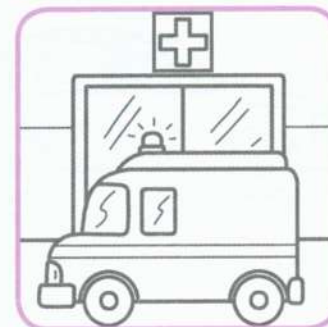
2 Color for you.



What jobs do people do ?



1 Color and match. Say.





Play with me

1 Write. Ask and answer.



firefighter

vet

taxi driver

chef

nurse

police officer



Is number 5 a vet?

Yes, she is.



Read with me

1 Read and circle the correct word(s).



The elephants are
behind / in the tree.

Are they giraffes?

Yes, they are. /
No, they aren't.



They're zookeepers / vets.



Say it with me

1 Look and match.

teach



doct

act

sing

er

or



2 Draw yourself and write.



I'm a/an _____.




Follow me

1 Write the numbers.



1



2



3



4



5





Think with me

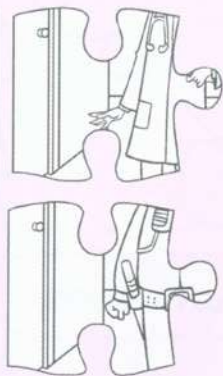
1 Color the correct piece. Write.

zoo

doctor

fire station

zookeeper



She's a _____.
She works in a hospital.



He's a firefighter.
He works in a _____.



He's a _____.
He works in a _____.



Fifi's Challenge

Write about someone you know.

My _____ is a _____.

My _____ works in a _____.



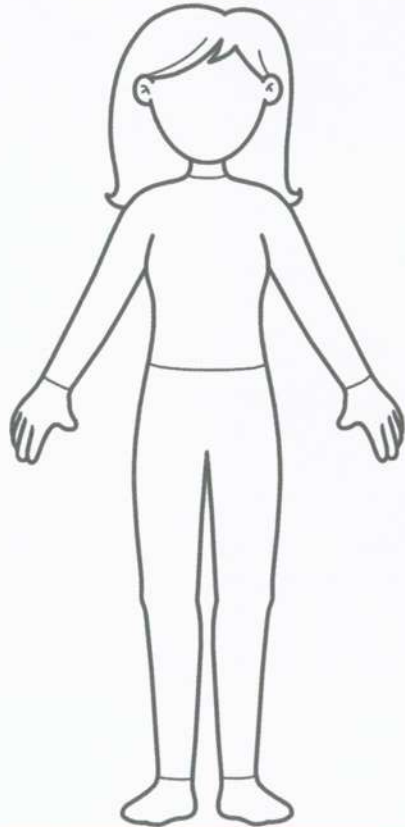
Show

and

Tell

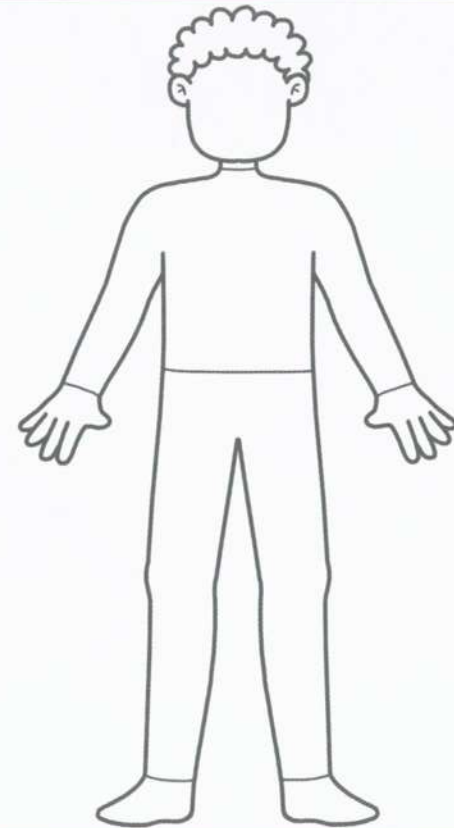


1 Choose a picture. Draw and color.



Lucy is a _____.


She wears a _____ uniform.



Tom is a _____.

He works in a _____.

Structure: Jerry is a chef. He works in a coffee shop. He wears a white uniform.



He's a firefighter.
He works in a



He's a
He works in a

How do we make music ?



1 Match and trace. Say.



flute



guitar



piano



tambourine



shaker



drums





Play with me

1 Write and say.

She likes to play the flute.

shaker drums flute piano tambourine guitar



Read with me


1 What happens in the story? Look and write.

loud fast slow




I like to play

_____ music.



I like to play

_____ music.



I like to play

_____ music.

Say it with me

1 Look and circle.



mouse / shout



house / count



mouth / loud



mouse / cloud

2 Look and write.

cloud

house

mouse

mouth



The _____ is under a _____.




The _____ has a pea in his _____.

1 Read and match.



Come and play music with us.

Come and play basketball with us.



Come and swim with us.

Come and eat with us.





Think with me

1 Count and write.



trumpets

flutes

violins

piano

shakers



Fifi's Challenge

Count the children. How many children altogether?

1 Make your own song. Cut, stick, and draw.

I like music

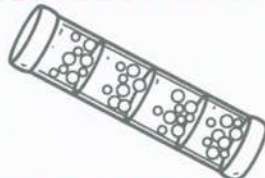
I like to play music

It's so easy

I like to play the _____

Just listen to me

1, 2, 3!



When do we change our clothes ?



1 Trace. Color and say.



shirt



tracksuit



pajamas



slippers



sneakers



jeans



Play with me

1 Read, write, and draw.

~~pajamas~~

shirt

sneakers

tracksuit

Is he wearing



pajamas ?

No, he isn't.

Is he wearing



_____ ?

Yes, he is.

Is he wearing a



_____ ?

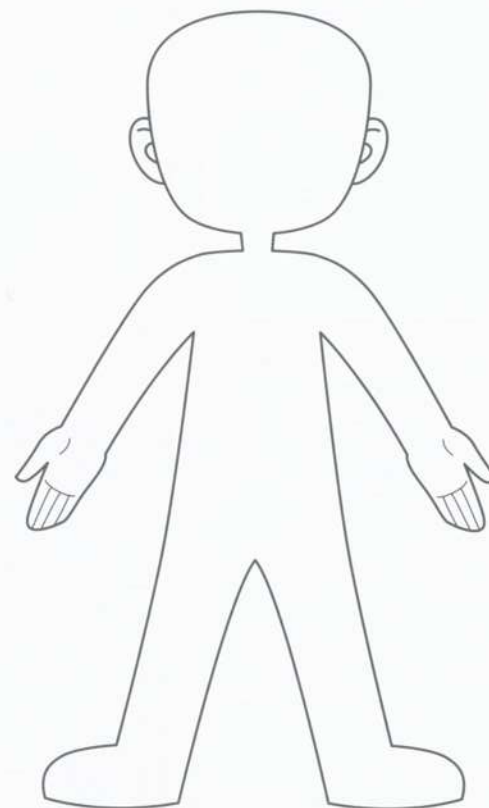
No, he isn't.

Is he wearing a



_____ ?

Yes, he is.



He is wearing jeans.
He isn't wearing slippers.

Read with me

1 Read and circle the correct word(s).




These pink pajamas are
too big / too small / great.



These blue pajamas are
too big / too small / great.



These red pajamas are
too big / too small / great.



These purple pajamas are
too big / too small / great.

Say it with me

1 Color the pictures with the short o sound for spelling oo. Write.

balloon

book

boot

foot

hook

wool



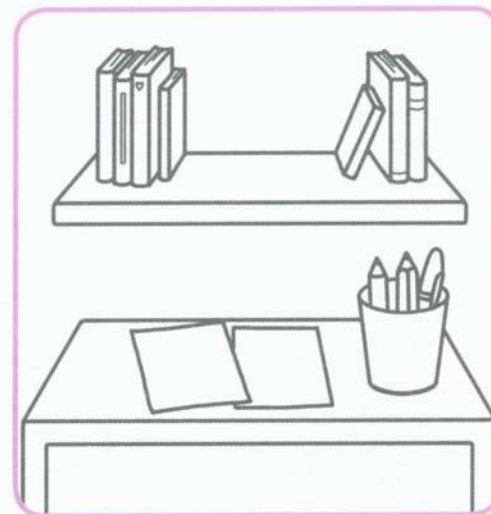
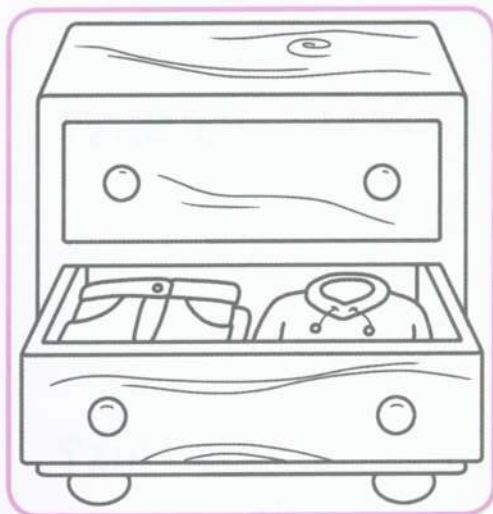
2 Read and draw.

A red wool hat,
hanging from a hook.



Follow me

1 Clean up! Match.





Think with me

1 Look and read. Complete the questions and answers.

~~tiara~~ mask hat



Tom



Jamie



Emily



Whose tiara is this?

It's Emily's.



Whose _____ is this?

It's _____.



Whose _____ is this?

_____.



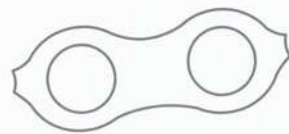
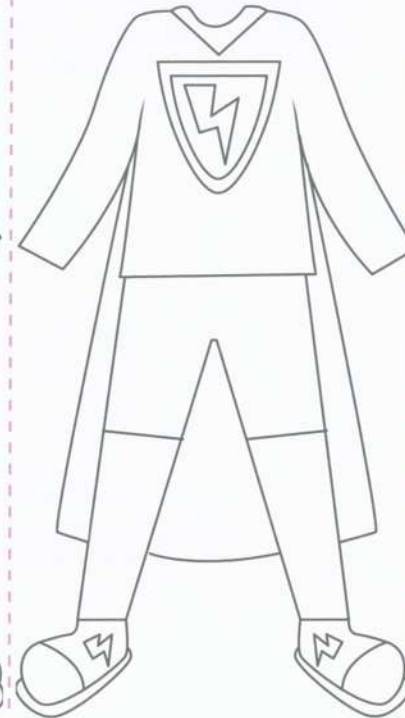
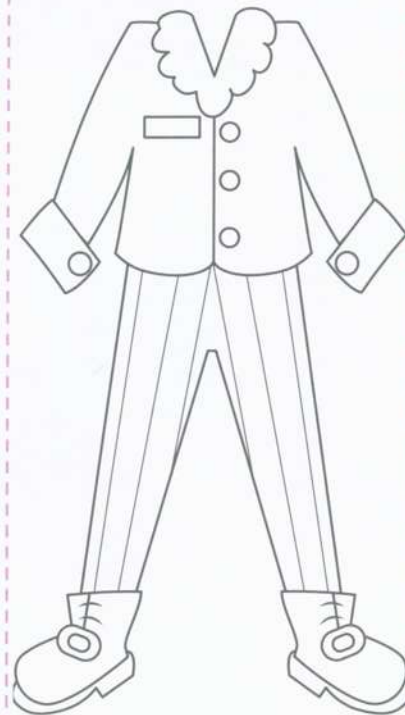
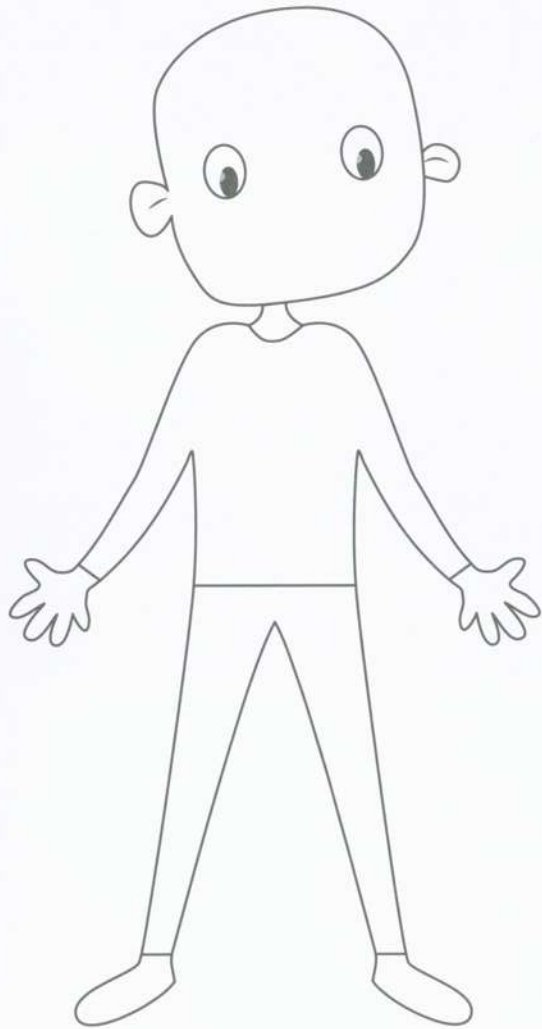
Show

and

Tell



1 Dress the character. Color, cut, and stick.



Structure: He's/She's wearing a (red) (cape).

Unit 9 Project

Review 3

1 Find and circle the differences. Say.



Review 3

1 Look and write. Complete the sentences and say.

~~nurse~~ pajamas ~~piano~~ slippers violin zookeeper

Jobs

nurse

A _____ works
in a hospital.

Musical instruments

piano


I like to play the

Clothes

I'm wearing

2 Color for you.







Songs

Hello

[1.04] Time for school

SB page 4

It's time for school.
Come, come, and play.
It's time for school.
It's a new school day.

Jump, jump, jump,
Give me five, my friend!
It's nice to see you all again.

It's time for school.
Come, come, and play.
It's time for school.
It's a new school day.

[1.06] On Monday

SB page 6

On Monday,
we go on the swing.
On Tuesday,
we dance and sing.
On Wednesday,
we run around the house.

All the week,
And in all weather,
We laugh and play together,

In our little house.

CLOSE THE DOOR!

On Thursday,
we climb and walk.
On Friday,
we sit and talk.
On Saturday,
We run and go around the house!

All the week,
And in all weather,
We laugh and play together,
In our little house.

CLOSE THE DOOR!

On Sunday,
We are tired.
We go to bed,
But soon we're up and lively,
In our little house!

All the week,
And in all weather,
We laugh and play together,
In our little house.

CLOSE THE DOOR!

Unit 1

[1.15] Dance school

SB page 13

Open the door ...
And come to my dance school!

Come to my dance school,
Come to my dance school,
Cool, cool, cool,
My cool school.

Point to the ceiling,
Point to the floor,
Point to the window,
Point to the door.

Clap your hands together,
One, two, three.
Dance, dance, dance,
Dance with me.

Now close the door
And say, Goodbye!

[1.21] When we're at school

SB page 17

When we're at school,
There's so much to do.
We play and we learn.
How about you?
We read stories.
(*We read stories, too.*)

When we're at school,
There's so much to do.
We play and we learn.
How about you?
We paint pictures.
(*We paint pictures, too.*)



Unit 2

[1.27] My tummy is so rumbley!

SB page 23

My tummy is so rumbley!
It's nearly time to eat.
I want something yummy,
Some vegetables, pasta, and meat.
It's nearly time to eat, nearly time to eat.

My tummy is so rumbley!
It's time for something sweet.
I want something yummy,
Some fruit and cake to eat.
It's time for a treat, time for a treat.

[1.32] I'm so hungry

SB page 27

I'm so hungry. What's for breakfast?
Do you want some cereal?
Yes, please.
What about some milk?
Yes, please.
And some yogurt, and some fruit?
Oh yes, yes please.

I'm so hungry. What's for lunch?
Do you want a sandwich?
Yes, please.
What about some milk?
Yes, please.
And some yogurt, and some fruit?
Oh yes, yes please.

I'm so hungry. What's for dinner?
Do you want some pasta?
Yes, please.
What about some milk?
Yes, please.
And some yogurt, and some fruit?
Oh yes, yes please.

Unit 3

[1.38] Treasure hunt

SB page 33

We're going on a treasure hunt,
A treasure hunt, a treasure hunt.
We're going on a treasure hunt today.
We'll look here.
We'll look there.
We'll look everywhere!
We'll find the treasure,
Find the treasure, find the treasure,
We'll find the treasure: Hooray!

We're going on a treasure hunt,
A treasure hunt, a treasure hunt.
We're going on a treasure hunt today.
We'll look here.
We'll look there.
We'll look everywhere!
We'll find the treasure,
Find the treasure, find the treasure,
We'll find the treasure: Hooray!

[1.44] When's your birthday?

SB page 37

When's your birthday?
Tell me now.
When's your birthday?
I'll show you how.

January ...
Please stand.
February ...
Clap your hands.
March and April ...
Stamp your feet.
May and June ...
Dance to the beat.

When's your birthday?
Tell me now.
When's your birthday?
I'll show you how.

July and August ...
Jump up and down.
September and October ...
Turn around.
November ...
Wiggle your nose.
December ...
Touch your toes.

When's your birthday?
Tell me now.
When's your birthday?
I'll show you how.



Songs

Unit 4

[1.51] I want to go ...

SB page 45

I want to go
To a nice cool lake.
I want to swim and splash and shake,
In a nice cool lake.

If you are feeling low,
Where do you want to go?

I want to go
To an ice cream shop.
I want to eat ice cream -
It's so very hot.

If you are feeling low,
Where do you want to go?

I want to go
On the water slide.
I want to get wet and slip and ride,
On the whizzy water slide.

[1.57] Numbers all around us

SB page 49

Numbers all around us,
Can you see?
Numbers all around us,
Find them with me.

Twenty, twenty-one, twenty-two ...
I can see a number on a bus. Can you?

Twenty-three, twenty-four ...
I can see a number on a door.

Twenty-five, twenty-six, twenty-seven -
hey!
I can see a number on a train.

Twenty-eight, twenty-nine ...
I can see a number on a sign.

Numbers all around us,
Can you see?
Numbers all around us,
Find them with me.

Unit 5

[2.06] When we go out

SB page 55

When we go out to play,
We love flying our kites.
Flying our kites, flying our kites,
On a cool and windy day.

When we go out to play,
We love riding our bikes.
Riding our bikes, riding our bikes,
On a hot and sunny day.

[2.12] Everyone's different

SB page 59

Everyone's different.
What can you do?
I'm good at catching.
How about you?

Everyone's different.
What can you do?
I'm good at throwing.
How about you?

Everyone's different.
What can you do?
I'm good at kicking.
How about you?



Unit 6

[2.18] Not scarier!

SB page 65

Lions are very, very scary.
They have sharp teeth
And their bodies are hairy.
They growl and hiss,
And make a fuss.
But they're not scarier,
Not scarier than us!

Crocodiles are very, very scary.
They have cold eyes
And their bodies are scaly.
They snap and hiss,
And make a fuss.
But they're not scarier,
Not scarier than us!

Elephants are very, very scary.
They have long noses
And their ears are wavy.
They trumpet and stomp,
And make a fuss.
But they're not scarier,
Not scarier than us!

[2.24] I'm growing taller

SB page 69

I'm taller than the monkey.
Can you see?
But that zebra's still
Taller than me.

I'm growing taller,
I'm growing stronger.
My pants are getting shorter,
Or my legs are getting longer.

I'm taller than the penguin.
Yes, it's true!
I'm taller than the deer,
But I'm shorter than you.

I'm growing taller,
I'm growing stronger.
My pants are getting shorter,
Or my legs are getting longer.

Unit 7

[2.31] We are chefs ...

SB page 77

We are chefs dressed in white,
Cooking for people day and night.
Yes, yes, oh yes that's right.

We are firefighters dressed in yellow,
Helping people day and night.
Yes, yes, oh yes that's right.

We are vets dressed in green,
Helping animals day and night.
Yes, yes, oh yes that's right.

We are zookeepers dressed in brown,
Helping animals day and night.
Yes, yes, oh yes that's right.

[2.36] People who help us

SB page 81

People who help us every day,
We just have one thing to say:
Thank you!

Thank you to the firefighter,
For putting out the fire,
Climbing up the ladder,
Higher and higher.

People who help us every day,
We just have one thing to say:
Thank you!

Thank you to the nurse,
For helping when we're sick,
Giving us our medicine,
So we get better quick!

People who help us every day,
We just have one thing to say:
Thank you!



Songs

Unit 8

[2.42] Dance like a big, big bear

SB page 87

I like to play the drums,
And the music is loud, loud, loud.
Shake your legs,
Move your arms wide out there.
Clap your hands,
And dance like a big, big bear.

I like to play the guitar,
And the music is fast, fast, fast.
Shake your legs,
Move your arms wide out there.
Clap your hands,
And dance like a big, big bear.

I like to play the flute,
And the music is slow, slow, slow.
Shake your legs,
Move your arms wide out there.
Clap your hands,
And dance like a big, big bear

She likes to play the piano,
And the music is soft, soft, soft.
Shake your legs,
Move your arms wide out there.
Clap your hands,
And dance like a big, big bear.

[2.50] We love music

SB page 91

We love music.
We like to sing.
We like to play ... everything!

Play the violin.
Play the trumpet.
Or just sing along with us.

We love music.
We like to sing.
We like to play ... everything!

Play the piano.
Play the guitar,
Or just sing along with us.

We love music.
We like to sing.
We like to play ... everything!

Unit 9

[2.56] Ding dong

SB page 97

Ding dong, ding dong,
It's time to get up.
Is he putting on his jeans?
Yes, he is.
Is he putting on his shirt?
Yes, he is.
Is he putting on his shoes?
Yes, he is.

And he's taking off his pajamas,
That are red and very scratchy,
And make his skin all patchy.
He's taking off his pajamas,
Yes, he is.
Scratch scratch.

Ding dong, ding dong,
It's time to go to bed.
Is she taking off her tracksuit?
Yes, she is.
Is she taking off her socks?
Yes, she is.
Is she taking off her sneakers?
Yes, she is.

And she's putting on her pajamas,
That are red and very scratchy,
And make her skin all patchy.

She's putting on her pajamas,
Yes, she is.
Scratch scratch.

[2.62] Do you want a story?

SB page 101

Do you want a story?
Pick up a book.
What's it all about?
Let's take a look.

Pirates in a ship,
Sailing on the sea.
I can be a pirate,
You can sail with me.

Do you want a story?
Pick up a book.
What's it all about?
Let's take a look.

A secret superhero,
In a mask and hood.
I'm a superhero,
Fighting for the good.



Chants

Unit 1

[1.19] A little bit of kindness

SB page 15

A little bit of kindness,
Goes a long, long way.
If you're shy or sad,
All we need to say is:
Come, come, come and play.
Put on your smile,
And have a nice day.

Unit 2

[1.30] Yummy, yummy

SB page 25

Please come and sit down,
It's time to pass the snacks around.
Would you like some vegetables?
Or maybe fruit and cheese?
Fruit and cheese!
Yummy, yummy. YES, PLEASE!

Unit 3

[1.41] Hugs and kisses

SB page 35

Hugs and kisses are on their way,
On this very special day.
So, thank you Mom for all you do,
You love me lots and I love you.

Unit 4

[1.54] Safe on the street

SB page 47

Red means stop.
Green means go.
Go means walk,
But keep it slow.
Safe, safe, safe.
We stay safe,
On the street.

Unit 5

[2.10] Take your turn

SB page 57

Go ahead,
Take your turn.
I can watch.
I can learn.
While I wait,
For my turn.

Unit 6

[2.21] Look but don't touch

SB page 67

Look but don't touch.
Leave the wild things wild.
If we leave them alone,
They will survive.



Chants

Unit 7

[2.34] What's wrong?

SB page 79

If my friends are feeling bad,
I say 'Oh, dear. What's wrong?
Why do you look so sad?'

'Let's tell a grown up,' I say,
'You'll soon feel better,
Then we can go and play.'

Unit 8

[2.46] Play with us

SB page 89

If someone's lonely,
And looks a bit sad.
Say: Come, play with us.
And make them feel glad.

Unit 9

[2.60] Keep your bedroom neat

SB page 99

Clothes on the floor,
Is a bit lazy.
And messy rooms.
Can drive you crazy.
Keep your bedroom
Clean, and neat.
Then you can relax,
And put up your feet.

OXFORD

UNIVERSITY PRESS

Great Clarendon Street, Oxford, OX2 6DP, United Kingdom

Oxford University Press is a department of the University of Oxford.
It furthers the University's objective of excellence in research, scholarship,
and education by publishing worldwide. Oxford is a registered trade
mark of Oxford University Press in the UK and in certain other countries

© Oxford University Press 2014

The moral rights of the author have been asserted

First published in 2014

2018 2017 2016 2015 2014

10 9 8 7 6 5 4 3 2

No unauthorized photocopying

All rights reserved. No part of this publication may be reproduced, stored
in a retrieval system, or transmitted, in any form or by any means, without
the prior permission in writing of Oxford University Press, or as expressly
permitted by law, by licence or under terms agreed with the appropriate
reprographics rights organization. Enquiries concerning reproduction outside
the scope of the above should be sent to the ELT Rights Department, Oxford
University Press, at the address above

You must not circulate this work in any other form and you must impose
this same condition on any acquirer

Links to third party websites are provided by Oxford in good faith and for
information only. Oxford disclaims any responsibility for the materials
contained in any third party website referenced in this work

ISBN: 978 0 19 477930 2

Printed in China

This book is printed on paper from certified and well-managed sources

ACKNOWLEDGEMENTS

Cover images by: Getty Images (Getty Images/STOCK4B); illustration by Mike
Garton/Bright Agency (in the style of Rob McLurkan)

Illustrations by: Mike Byrne/Advocate-Art pp.4, 77; Mike Garton/Bright Agency
pp.11, 19, 27, 28, 37, 38, 45, 63, 71, 79, 83; Rob McLurkan pp.53; Jorge
Santillan/Beehive Illustration Ltd pp.5, 7, 12, 14, 20, 22, 33, 34, 46, 48, 54, 56,
59, 60, 64, 66, 72, 74, 80, 82, 85; Silvia Sponza/Good Illustration Ltd pp.8, 9, 10,
13, 15, 17, 18, 21, 23, 25, 26, 29, 31, 35, 36, 39, 40, 41, 43, 44, 47, 49, 51, 52, 55,
57, 61, 62, 65, 67, 69, 70, 73, 75, 78, 81.